





NATIONAL LIBRARY OF MEDICINE

Bethesda, Maryland











J. G. AUNER,
BOOKSELLER,
No. 333 Market St.,
PHILADELPHIA.

69 v.3

Diseases, Age, Occupation, Treat: & Remedies.

84-16685

Adops 31
Wg. Area 36

(C)

Wed Oct 3rd 1849

Hospital Cases. Medical.

(1)

Case 1st

A man who had contracted a fever on the coast of Africa in which all the crew with the exception of himself and Captain ~~was~~ died.

Main points.

On Percussion the Spleen was found diseased the dull and flat sound extending up as far as the 4th rib and as low as the 8th dorsal vertebra.

Treatment.

Case 2nd

Dysentery.

Face pale, and constitution anemic. Percussion

Low.

Main points.

Face pale, and anemic.

Case 3rd

Chronic Pleurisy.

Main Points.

Right side enormously distended both behind and before. Percussion dull from the beginning to the end of the lung, i.e. from the apex to the lower part. Anemic;

Treatment.

Plister. This to be changed as to its location

before or behind.

Remarks.

This patient was very anemic, and this condition was a counterindication against bleeding. The distension was caused

by a serous effusion.

Feb. 26 1845

Some pathological specimens were exhibited which were taken Rectum, lower portion of the Colon and smaller curvature of the stomach and also a portion of the small intestines.

Rectum, and Lower portion of the Colon.

Numerous patches of cicatrised ulcers.

Small Intestines.

Glands of Peyer ulcerated and enlarged.

Duodenum.

Cicatrised patches of old ulcers

~~Glands~~

Stomach.

A portion of the ~~mucous~~ coat almost transparent; owing to ulceration.

These specimens were from a patient.

(Wed Oct 3rd 1849)Case 1stGranular lids.Main points.

Anemic in constitution.

Treatment.

Dropt about 5 drops of a 10gr solution of Nitrate of silver into the eye.

Remarks.

The lids were very much inflamed and the vascular capillaries very much enlarged and distended. The eye was very sensitive to the light.

Case 2ndGranular lids.Main points.

There was nothing very striking in this case. Except with regard to the cause. It was at first thought by the Surgeon to be a case of Gonorrhoeal Ophthalmia. But afterwards it was ascertained that the patient being afflicted with sore eyes washed them in not only his own but others urine, and produced granular lids.

Treatment.

Rubbed with a crystal of Sulphate of copper, 30gr solution of Nitrate of silver.

Lat 0016th
Case 1st

Hospital Cases.

Medical.

Typhoid fever in a mild form, very little Tympanitis.
Little prostration.

Main Points.

a very mild case. Tympanitis very slight.
very little prostration. mind rational. countenance florid. Tongue red

Treatment.

Lpts. Ammonia. Lpts gallici vini. Lpts. Medici

Case 2nd

Thought to be incipient Typhoid Fever

Main Points.

Pneumonic rale. Percussion at the back
part of the chest flat. The symptoms were altogether Pneumonic.

Treatment.

Blister on the back part of the chest.
below the scapula.

~~Case 3rd~~

Pathology.

1st Aortic Arteritis, of the Aorta Descendens
in connection with a valvular disease of the heart.

Lungs.

One congested the other almost normal.

Surgical.

Case 1st

Gonorrhoeal swelling of the Knee joint of the ~~right~~ ^{left} side

Main Points.

At this case Dr. Goy made some remarks upon the treatment of gonorrhoea. The urethra should be syringed out first with cold water once or twice before injecting it with Liquor Argenti Nitrici. of this solution one or two injections of the 10 grain solution is sufficient. afterwards it is to be washed out with cold water and the cold water injections to be frequently repeated.

Treatment.

Case 2nd

The following were the old cases ^{of granular disease} of last time doing well under the treatment.

Wed Oct 10th Hospital Cases. Medical.
Case 1st

Pneumonia.

Main Points.

The disease was in the upper portion of the lungs, both were affected but the right more than the left as was shown by the greater resonance on that side. The fore part of the chest below the clavicles was the part percussed. ~~There was~~

Treatment.

Blisters and ~~to~~ again calomel every

Case 2nd

Tubercle;
Pneumonia. with Chills.

Main Points.

Rargling sound; Induration of the upper portion of the left lung.

Treatment

Case 3rd

I do not recollect what Dr Gerhard said of this case. but there was an immense bulging of the back part of the left side. The patient was shown to the class last clinic, then his face was pale, it had ^{now} become suddy.

Remarks. Diseases of the Heart may be divided into those whose tendency is to grow worse and those where there is no such tendency. In the former treatment is absolutely necessary in the latter not so much so.

Surgical

Case 1st

Gun shot wound.

Main points.

The wound was caused by a musket ball.
Entered just below the right clavicle. It had no exit.

Treatment.

Cold applications.

Case 2nd

Gun Shot Wound

Main Points.

In this case the ball entered the
back part of the chest ~~just over~~ This was a little boy
about 10 years of age.

Treatment.

Cold applications.

Case 3rd

Gun Shot Wound in calf of the leg. Dr Fox
introduced his finger into the wound but could not
detect any thing. The aperture of exit was nearly opposite
to that of entrance. ~~There~~

Remarks.

There was no hemorrhage in either of these
wounds. Dr Fox remarked that seldom was there
any hemorrhage from these kind of wounds until after
the slough which forms had come away. This case was treated
in the same manner except that the wound was filled with a wad of lint

Lat Oct 13th. Hospital cases. Medical.

Case 1st
Typhoid Fever.

Main Points.

16th day. Countenance had a yellowish red appearance. Subcutis. Tympanitis. Tongue dry and hard. Enlarged Spleen.

Remarks.

Typhoid occurs in Paris at all seasons, but in this country it is more frequent in the Sept and Oct. It is not contagious. It seldom. The Brain and Lungs are very apt to be affected in this disease, as well as the intestines which is the seat of the disease. There is always diarrhoea or a tendency that way. There is generally delirium at night more ~~or~~ less never amounting to much however; this symptom distinguishes it from Typhus. The bladder should be examined every day. Pulse soft and compressible.

Treatment.

Tonics and Stimulants.

Brandy $\frac{3}{4}$ viii a day
Aromatic. Spts. of Ammonia in preference to the carbonate. Wine whey. Beef tea as nourishment
Blisters.

Avenesection and Cupping. At the former part of the disease only, ought general bleeding to be adopted.

Prognosis.

The flushed reddish yellow face was the best prognostic symptom in this case.

Hospital Cases

Surgical.

~~One~~ ~~the~~ ~~cases~~ ~~which~~ The brain and skull of a recent autopsy were shown. The death was caused by a bullet entering the left Parietal bone, and after taking a diagonal and downward course completely dividing both sides of the brain, lodged itself in the lower portion of the cranium.

Case ^{1st} Case 3rd of the last Clinic

An Patient a man of 22 yrs old.

Nortification has set in at the aperture of the entrance of the ball. Dr Fox thinks he will have to lose his limb; thinks this result owing to some important vessels and parts being divided. The ball had fractured the Tibia, and passed between that bone and the Fibula, and came out about an inch below where it entered.

The patient looked very pale.

The patient who during the summer was brought in with a fracture and depression just above the supra-orbital ridge was having been kicked by a mule, was shown and was doing very well.

Wed Oct 17th

Hospital Cases. Medical.

Case 1st Typhoid Fever.

A Man 45 yrs of age, was previous to his entrance in the Hospital seized with chills which was succeeded by an attack of Typhoid fever.

Main Points:

Tongue moist and whitish.

A slight dose of oil caused a diarrhoea. Sudamina were observed upon ^{the} abdomen in great quantities.

Remarks

In treating this disease, sometimes, Spts. Vin. Gall. is too powerful a stimulus, and wine whey is substituted. Caution is to be observed with regard to Opium ~~cases~~ injections before in this disease. They are indicated in cases accompanied by severe diarrhoea.

Treatment.

Spts. Mindereri.

Foot-bath.

Wine whey.

Neutral mixture.

In this case a conditional bleeding was tried, the pulse being large and full.

Case 2nd

Pathology.

Dysentery.

Case 1st. Rectum, sigmoid flexure of the Colon and part of the lower portion of the Ileum.

Rectum.

Large ulcers one of which pierced under the mucous coat.

Colon.

Particles of Lymph scattered here and there. Left ulceration in the Sigmoid Flexure than in the Rectum. There was more however above in the ascending colon. The mucous coat was of a bright red tint. This intestine on the whole was the most diseased.

The part of the Intestine occupied by the glands of Peyer was formed into ridges of lymph, these glands were not at all affected showing a difference in the Pathology of this disease and Typhoid Fever.

Case 2^d

Rectum.

Lightly diseased

Colon

Near the commencement of the Transverse colon was a large patch of Inflammation.

Caecum (lower portion)

Very red and inflamed, the colour was almost as deep as of a lake colour. In this intestine and the above patch were the most prominent marks of the disease.

Remarks

From the above facts Dysentery may be combined with Enteritis and Colitis either singly or combined.

Treatment of Dysentery in Penn^a Hospital.

Begin with Lavatives. Castor oil or Rhubarb with
about 2x grains of Laudanum.

Ipecacuanha.

To determine the

surface.

Mercurials.

Poultices and Topical bleeding.

Evacuation ought seldom to be resorted to.

Acetate of Lead is not much thought of in the Penn^a Hosp^l
in the treatment of this disease.

Surgical.

Case 1st

Fibia. Amputation of the leg at the upper third of the

The disease was seated at the lower end of the
the result of a compound fracture. The foot was turned
almost at a right angle with the body)

Main Points.

Flap operation. Cold applications to
the stump.

Lat Oct 20th

Penn^a Hospital

Medical.

Case 1st

Typhoid Fever.

Main Points.

Very mild, the only symptoms being the sudamina and the tongue dry and coated, and the characteristic hue of the face.

Case 2nd

Remittent Fever.

Main Points.

Resembled Typhoid fever, very much.

Treatment.

Quinine.

Blue Oil ʒss
Rochelle salt ʒi

Pathology

Typhoid Fever.

Main Points.

Glands of Peyer ulcerated. Large red patches of inflammation in the mucous membrane of the colon.

Enlarged spleen, 10 inches long and 4 or 5 in breadth

Left.

Surgical.

The man who received the ball in the calf of his leg was thought strong enough to bear an operation of amputation which was expected to day. He was not expected to live.

~~Case~~ The black man who had his leg amputated has suffered from hemorrhage. Dr Fox ordered the chair to be placed between the two flaps, and took up one or two small vessels. This treatment checked the hemorrhage. Dr Fox here remarked that this was the objection to flap amputations the hemorrhage which always occurs from the vessels being cut obliquely and therefore making a larger orifice and from the fact, that vessels cut in this manner do not contract their orifices when cut.

Case 1st

A man who had been operated on for cataract in the exhibition of his case, the Doctor took the opportunity to speak of the diagnosis of cataract, depending upon the Catoptrical experiment as a guide. This is as follows. If a candle is placed before an eye affected with cataract three images will be seen, one of which will be upside down the other two in their proper positions. Slightly affecting the mouth with calomel is sufficient safe guard against inflammation. Dr Fox remarked that in all cases of cataract he believed the Retina more or less to be affected, In regard to the condition of eye favourable to an operation, he remarked

that the reason of so many failures in the restoration of sight after this operation was the fact that they were not operated on in the right time. No patient, says he, should be operated upon if they cannot distinguish darkness from light, day from night

Oct 24th 11

Case 1st

Penn^a Hospital. Medical.

~~Ac~~ Hypertrophy of the Heart with Dilatation.

Main Points.

The sound was flat from the nipple to the sternum and beyond. There was Epistaxis and Hemoptesis. Man 28 yrs old, rather small stature. Pulsations evident at the distance of six feet. Bellows sound which increased to the rasping sound when the patient walked or exerted himself.

Treatment.

This consist in care in lifting heavy weights, ~~to~~ absence of stimuli ^{and} ~~especially~~ Tobacco.

Digitalis grs \times 3 times a day

Bitart: Potassa.

Lumpen Berry (3 times a day)

The diseases of the Heart are divided into Organic and Functional.

Case 2nd

Congestion of the Heart.

Main Points

Lady 30 yrs of age. Had previously Rheumatism, which disappeared when the Heart became affected. Dropsical effusions. Epistaxis and Hemoptesis

Oct 27th

Penn^a Hospital.

Medical.

Case 1st

Dropsy.

Main Points.

Swollen of the skin. Oedema of the lower limbs when pressed with the indented mark remained a long time after the finger was removed. Percussion clear to the level of the ribs.

Treatment.

Increase the strength with Quinine and Iron as well as the other remedies.

Case 2nd

The man who contracted a fever on the coast of Africa came before the clinic with Ascites. Came into the ^{Hospital} on the 1st Oct was shown to the clinic on the third.

Oct 31st/₁₁

Hospital cases

Medical

Case 1st/₁₁

The man with Dropsy and oedema of the lower limbs, almost well, under the Quinine and Iron.

Case 2nd/₁₁

Acute Rheumatism.

Characteristic Symptoms

Pulse strong and vigorous. Great tendency to perspire. Forceful action of the heart, Bellows sound.

Remarks.

In these cases of Rheumatism the Heart is always affected says Dr. Gerhard; in this case there was endocarditis. The heart ought always to be examined when we are at a doubt in diagnosis. When the joints are inflamed there is effusion and fluctuation can be detected, Opium in substance or in tincture is sometimes applied to the joints inflamed. Cups also may be applied. Blood was not much cupped in this case. When the attack is sudden and it generally lasts about 10 weeks.

Treatment

Abstinence and Purgatives.

vis: Colchici ʒij
Calc: Magnesia ʒi
Sulp: Magnesia ʒss

Case 3rd

19

Typhoid Fever. 8th day.

Characteristic symptoms.

No Sudamina or Tympanitis, Spleen unaffected, Pulse frequent and small.

Treatment.

Neutral mixture.

Pathology.

Peritonitis.

Liver.

Right lobe hypertrophied left atrophied. Tubercles

Spleen

Tubercles on the surface only but not in the interior

Colon

A mass of adhesion. greyish colour

Small Intestines.

Glands of Peyer and Brunner ulcerated

Stomach.

An ulcer of large size at the lower portion.

Case 1st

Penns Hospital. Medical.

Case 1st

Acute Rheumatism, with Endocarditis and Pericarditis.

Characteristics ~~Symptoms~~.

Face pale, small stature. Friction sound over the region of the heart, Dulness on Percussion.

Treatment.

Blister over the region and cups. Calomel in alterative doses.

Remarks.

Palpitation and other diseases of the heart, generally occur in this disease in about three or four weeks after it has set in. The friction sound along with dulness upon percussion indicate the existence of Pericarditis. The natural sound of the heart may be explained by sounding with the mouth the words "Lum-Yap" the first being long the last short. Whereas in a diseased heart these two words cannot be distinguished there is a confused intermingling of them thus Lum ta — a lengthening out of the last syllable.

Case 2nd

Tubercles in the upper lobe of the left lung.

Characteristics.

Boy about 15 yrs of age. Stout and apparently in good health. Cheerful expressions of countenance.

Remarks.

Dr Wood remarked, when this case was before him the fact accounting for the deceptive tendency of this disease. When the tubercles are empty and purulent secretion going on there is great irritability but when the hollow in the tubercle becomes full, there is little or no irritation and consequently the patient seems to enjoy his ordinary health.

Treatment

Good Cod liver oil.

Case 3rd

Pleurodynia.

Treatment.

Dovers Powders

Calomel grs. I

Vir. Colchicum gtt. XX.

Case 4th

Chronic Pleurisy.

Characteristics.

Large swelling in the lower portion of the Right side of the chest. Percussion exceedingly flat, resembling the sound of a board when struck.

Treatment.

Blisters, over the swelling.

Case 6th D.

Palsy and Paralysis originating in the Spine.

Characteristics.

Patient unable to walk with crutches, and even then with extreme difficulty.

Treatment.

Strychnia. gr^{ss} ʒi
Acetic Acid ʒi Aqua Font ʒi

Surgical

Case 1st

Wound in the hand from a Pistol ball.

Characteristics.

The whole palm of the hand was more or less contused
Poultice of flaxseed meal was applied to the hand,
and the hand firmly bandaged to a splint.

Penn^a Hospital. Medical.

Case 1st

Typhoid or Enteric Fever.

Characteristics.

Second stage of the disease. Tongue red, dry, and marked with small gashes. Stupor in a slight degree. Redness in the face. Pulse small and full and compressible. Slight tenderness few red spots over the abdomen. Had slight epistaxis.

Treatment.

Oleum Yerebuth: ℥ss x in a Gum Arabic emulsion every two hours and alternately a wine glass of Sago as thick as will well pour every 2 hours. Carb: Amm^{ic} grs v. Lemon

Case 2nd

Diphtheria.

cod Liver oil.

Case 3rd

Rheumatism.

Characteristics.

Swelling and fluctuation under the Bursa Mucosa of the 1st joints

Case 4th

Dropsical effusion from Intermittent Fever.

Characteristics.

Albuminous urine.

1st Treatment: To prevent the return of Intermittent

2nd To the dropsical effusion. Bitant: Potap: ʒi

Lunipes beny tea ptj
To be well shaken, before taken

Fer: pil: grs v

Sulp: Quin: grs 2

4 times per day

Nov 17th

Penn^a Hospital Medical

Case 1st

Typhoid case of last clinic

Characteristics

Tongue moist. Nose intelligent. Pulse stronger and more natural

Case 2nd

Dropsy case from Intermittent fever of last time

Characteristics

oedema much less.

Case 3rd

Eczema

Characteristics.

Small eruption on the back of the hand. Not time for the Var. Ant. Treatment.

Glycerine plaster. with an occipital dose of

Salts.

Case 4th

A Young woman, who complained of general pain over her body especially in the stomach and heart. The spine was examined by Dr Wood who detected a sore spot about the middle of the dorsal region to which he applied cups and a blister and the patient was relieved.

Case 1st

Surgical

25

The man who was operated on for Hydrocele was brought in with his ~~the~~ scrotum swelled up again

(Wed) Penna Hospital. Medical.

Case 1st

Typhoid case of last clinic

Characteristics.

Tongue moist. An apple, which he ate produced an increase of the symptoms. which led to the supposition of their being ulceration in the Peyer glands.

Treatment

- Cal: grj
- Ipecac gr $\frac{1}{8}$
- Opium grj

Not to allow salivation.

Case 2nd

Dropsy case of last clinic

Characteristics

Swelling entirely gone, and the Patient well.

Treatment.

- Still takes the Cream of Tartar $\mathcal{Z}i$
- Juniper berry tea ptj

Case 3rd

Diseased Mitral and Tricuspid valves of the left heart.

Characteristics.

The Lum-Tup not heard distinctly. Regurgitation heard over the Aorta. Effusion within the Pericardium. Dulness upon Percussion, over the arterial heart. Has had the disease since he was 8 yrs old now 42 yrs of age

Med) Surgical

Case 1st

Fungous growth around the anus caused by *Rus Radicans* or Common Poison vine.

Treatment.

Application of Nitric Acid.

Case 2nd

A large ulcer upon the leg.

Treatment.

Nitrate of Silver around the white border.

Penn^a Hospital. Medical

Case 1st

A brain of one who had died of *Selirinus Tremens* which was found inflamed, but not softened.

Case 2nd

The old case of effusion into the cavity of the chest result of Pleurisy.

Characteristics.

Shoulder elevated on the affected side.
Flatness upon percussion high up the chest.

Treatment.

Blister.

Squill grj

Cal grj

Three times a day.

Case 3rd

Pneumonia with effusion.

Characteristics.

Subcrepitant rale. Dulness on Percussion.

Treatment Calomel

Case 4th

27

Edema of last clinic.

Characteristics.

legs much smaller. evacuations from the bowels diminished from 16 or 17 per day to 7. Face thinner

Treatment.

pil: Carb: Ferri. Quinine. Digitalis. Squill.

Case 5th

Dropsy from Intermittent Fever.

Treatment.

pil: Carb: Ferri. Cream of Tartar. Juniper berry

Year.

(Sat)

Penn^a Hospital Medical

Case 1st

Phthisis.

Treatment.

Cod liver. ℥ss 3 times a day

Case 2nd Phthisis with Laryngitis

Treatment Cod liver oil internally, Croton oil externally on the neck for the Laryngitis

Case 3rd

Typhoid Fever.

Characteristics.

Symptoms all in their first and mildest form

Tongue moist and cracked. Slight Meteorism.

Treatment.

Nutr. Mixture - ℥ss three times a day

Case 4th

Typhoid Fever.

Characteristics. - Tongue beginning to clean in the middle. Rose colored spots

Treatment. Nutr. Mixture. If there is debility in the evening, wine & quinine. If the tongue becomes dry

Case 5th

Species of Chorea.

Characteristics.

Shaking of the head. Contortion of the features.
Muttering of disjointed words.

Treatment.

Wine glass of the Decoction of snake root four times a day.

Case 6th

Eczema Eruption on the face; of last clinic with Amenorrhoea.

much less

Treatment. Carb. Potassa. Aloes and the local application of Glycerine
Aloes. Tinct. of Cantharides for the Amenorrhoea and Fast. Em. in nauseat-
ing doses.

Case 7th

Yenia Lata

Characteristics.

Sthenic. Incessant and pain ⁱⁿ the bowels. Irregular appetite.
obstinate case.

Treatment.

Pleum Terbinth: ʒss to a wine glass three times a day.

Pleum Hospital Medical

Case 1st

Convalescence from Typhoid Fever.

Characteristics.

Abdomen tympanitic. Tongue dry, or disposed to be so

Treatment.

As Snow-root and milk.

oil of Turpentine gttss X

Case 2nd

Pleumy with opium (the old case of last clinic)

Characteristics.

Becoming resonant at the upper part of the chest.

Treatment.

Cal.

Case 3rd

Inflammation of the Pylorus.

Characteristics.

Loreses and Tenderness upon pressure over the pylorus
complained of vomiting a hot watery fluid.

Treatment.

Nitrat's Arg: $\frac{1}{4}$ three times per day.

Surgery.

A man who a week since was struck on the head by the butt of
a gun, and had his skull fractured; and who was brought
before the class at the last clinic, has since died and in
the right lobe of the brain was found a large abscess from $\frac{1}{2}$ inch
in depth and from $\frac{1}{2}$ wide and $2\frac{1}{2}$ inches long. Before death
the right side became paralytic.

Lat. Penna Hospital

Case 1st

Typhoid Fever.

Characteristics

Tongue dry. Lardes. Abdomen Tympanitic

Pulse frequent

Treatment.

Acet. Mixture. Sago gruel wine glass
every two hours. also the Blue pill for the dried state
of the tongue.

Case 2nd

Chronic Gastritis.
Characteristics.

vomiting after meals, constriction
and pain at the abdomen. Tenderness over the Pylorus.
Treatment.

Nitrate of Silver $\frac{1}{4}$ gr with $\frac{1}{2}$ gr opium 3 times
a day with Colombo Lemna and Ginger for the
dyspepsia symptoms.

Case 3rd

Asthma.
Characteristics.

Paroxysmal coughs.

Treat.

Tinct of Lobelia. Zi
Tysup of Seneka. Zi
Tysup of Squill. Zi

Case 4th

Paraplegia.
Characteristics.

A very bad case, the ^{patient} unable even to use crutches.
Treatment.

strychnine $\frac{1}{2}$ grain

Case 5th

Chorea of the muscles of the face with muttering
of unconnected words.

Treatment

limicifugas an occasional purge
and constant blisters to the spine

Feb 6th 1850

Penna Hospital. Medical

Case 1st

Impacted faeces in the ~~col.~~ commencement of the
Colon.

Characteristics

Hard, and well defined swelling in the right iliac fossa.
Treatment.

Caster oil internally and a flaxseed
poultice externally, Intends using the Iodine oint

Case 2nd

Inflammation of the liver and Duodenum.

Characteristics

Jaundice, very anemic inasmuch as not to ab-
low abstraction of blood. Tongue Black

Treatment

Blue mass grj

Opium gr $\frac{1}{2}$

every 2 hours.

Wine whey as nourishment

Case 3rd

Acute Rheumatism

Treatment

Dov. Powd: grss V

Cal grj

every 4 hours.

"Nature, and Disease debate it at their leisure" ^{Shakespeare}
Cases recorded in the Philadelphia Almshouse.
Case 1st Typhoid Fever. Died. June 1st 1850

Wednesday June 29th
Respiration hurried. Pulse compressible
Tongue dry. Has had 12 cups ordered over the breast.
" " 20th
Respiration easier. Tongue dry in the middle but moist at the edges.

Case 2nd Diabetes. Died
June 28th
Tongue flabby. Pulse small and weak. complains of a pain in the bones of his legs (one, the left there is a slight roughness indicating the existence of nodes?) Has passed about two gallons during the night.
Treatment: Beef diet, ^{1/3} the rest of the treatment I have lost by inattention.

July 5th
For the last two or three days has been lying his mind has been torpid, and inactive.
" 6th
Has been up 2 in the night. Pulse rather fuller. Has a blister over the epigastrium.
" 8th Still weak. Taking. Ints. bin: gal 3:1
" 9th ~~Still~~ Extremities cold. Tongue cold and white.
" 11th Extremities continue cold. Pulse very feeble
13th Has had diarrhea in the night.
15th Pulse weak and small, passes involuntarily sanious

Case 3^d.

33

Pneumonia succeeding Mania a Potu.

June 23th

The Mania a Potu was slight. The chief features of this case was the the Pneumonia that succeeded. Pulse small, and weak; Drs Benton, and Gard distinguished, crepitation on the right side in the upper portion of the lung. Tongue a creamy white. still complains of pain in his chest.

Great

Has had a blister on since yesterday.

Blood from his bowels accompanied with tenderness, and pain in the bowels to a great degree.

17th
Pulse feeble, and weak. Skin cold.

18th
Pulse, feeble.

Case of Gastritis (Chronic)

July 6th

A young, and interesting looking German, about
of age, of a neuro sanguineous tempera-
ment. Tongue very red at the tip and in the places
where the thick sordes which covers it elsewhere
has been removed.

July 8th Much better. Tongue cleaning off beautifully

" 9th Getting along well,

" 10th Tongue still red ^{at tip} and covered with a brown
thick coat

13th Well

15th Almost well. tongue still too red.

16th

Case 4th

Secondary Syphilis

John James Collier came in June spotted all over from head to foot with resembling varicoid so thick were the spots. They were thickest around the sacrum and elbows accompanied by pains in his bones. Taking the Hydiiodate of Potassa and Bichloride of Mercury

July 5th Continuing the Biniiodide of Mercury? The spots fading rapidly. Taking the following

Biniiodide in the following way

Iodide Potassa	ʒi
Bichloride of Merc	gr i
Aqua	ʒviii

ʒij ʒss Three times a day

July 8th About as usual. gradually getting better.

11th Continuing to improve.

15th Much better.

17th The spots fading rapidly.

20th Gradually regaining a normal appearance

31st Still in the wards. slowly getting rid of the eruption

Aug 5th Still under my care

Effects of Cod liver oil.

- July 6th Young Irishman, has had ^{Drops of Phlegm} ~~bronchitis~~ and has been relieved; Determine to put him on Cod liver oil this morning and watch its effects.
- July 8th Has expectorated during the night blood and rusty coloured sputa.
- July 9th Pulse large and strong. Still expectorating Pneumonic expectoration.
- July 20th Lay she is better. Treatment the same as on the preceding days. Being Cod liver oil and Expectorys.
- Aug 6th Found him to day in bed.
- Aug 7th Has a disposition to be in bed all day although seemingly better.
- Aug 12th No blood in the Cup, little phlegm.
- Sept 3rd Has been complaining of an intense pain in the right hypochondriac region.

Case Jaundice from a distended gall bladder

June 29 William Lucy Aged

" 19th A large swelling the size of an ordinary potato in the region of the Caput Coli (Gall bladder)

" 20th Has taken a purgative and is much better the swelling less and not so hard.

July 5th Walking about and beginning to regain his usual colour of skin.

" 8th Still ^{has} yellow skin.

" 9th Still in the wards, but not complaining.

" 11th Still in the wards, and improving.

" 13th Still in the ward, but the yellowness of skin has nearly entirely disappeared excepting that in the conjunctiva.

" 15th Still improving, regaining his natural colour. Still yellowness of the conjunctiva ~~and~~ underneath the tongue.

" 16th Improving.

" 19th Almost well. His natural colour not altogether returned. The lump in his side which indicated, at the commencement of this attack, an enlarged gall bladder, has disappeared, neither does he feel any pain upon pressure.

Indraghis
Suicide. ~~Cut throat~~. July 21st 1851 J. H. Elliott
July 21st Saw a man lying upon the floor of the Marion Co. jail
of Indianapolis, with his throat cut. Could make no
satisfactory diagnosis, as he was not my patient and
did not therefore take the liberty of making the necessary
examination. But from a bird's eye diagnosis I conclude
that neither Carotids were cut, as it was a right
angled incision with the razor either above the
Hyoid bone, or in the Thyro-hyoid space, I could
say positively which, and such a cut would have to
almost sever his head off before these vessels could be
reached. I saw him two hours after the act. The symptoms
when I saw him are the following. Fixed determined ex-
pression of eye. Spasmodic gasping for breath. Colour of the
face natural. Intellect perfectly altered, could not talk but
wrote questions & answers without trouble upon a ~~state~~ paper.
Makes a shrill peculiar noise, with his efforts to speak or
breathe. Pulse very feeble. I advised Dr Elliot to sew up
around a Trachea tube, and if necessary and he
could swallow stimulate, as he was ~~fast~~ weak from loss of
blood. He would not permit ~~him~~ to do anything, until the next morning
at 9 o'clock when Dr Kitchen ~~sewed~~ put three stitches, leaving a
space for the phlegm to run out. His Physician diagnosed that the
Larynx was completely severed, and the Pharynx cut.
I did not think so, however, my diagnosis was err. ~~Internal~~ Jugular was not cut.
July 23rd Has had afternoon fever, but slight. Pulse in the ^{morning} ~~more~~ soft, and regular
but in the evening, ~~is~~ hard, intermittent, 100 and quick. His great trouble is
an accumulation of phlegm, which is after an effort coughed up through the opening
left in his wound. The deep part of his wound had a grumous appearance, a
dirty green colour which I think a little unfavourable. The idea is to heal by granu-
lation. Cold water, though a wet cloth laid over the wound constitutes the
treatment thus far, this seems to be pleasant to him. Injections had an operation. Nutritive
Evence are given him of beef tea.

Case 6th General Dropsy

July 1st

Henry Boyle came into the wards, with the whole of his body oedematous; some time ago says he had Intermittent fever. His tongue is white, and moist. Put him on cream of Tartar and Cider Mixture

" 2nd

About the same.

" 5th

Improved, penis, and Scrotum not so large. An irregular action of the heart detected. Tongue white, and moist. Pulse rather strong, and of a good size. Continuing the same treatment

" 6th

Complains this morning of a sickness of Stomach. Tongue broad, and creamy. Pulse compressible ~~and~~ continued the above treatment

" 8th Still complains of nausea. Stockings becoming too loose for him.

Recipe: Potash ℥i

Talap

℥vi

To be taken as a purge

Besides this powder he takes Cider Mixture

" 9th Pulse 100. Thinner. Pulse 100.

" 11th Improving very fast.

" 13th Giving the purge now less frequently.

" 15th Getting better.

" 20th The Dropsy has all disappeared except in the abdomen where it still obstinately remains

has been complaining of sick stomach and nausea
after swallowing anything.

Aug 8th Has been very weak for the last two or
three days. The pulse small and feeble and
the effusion almost entirely left him except
in the abdomen which still obstinately remains.

Aug 10th Gradually declining.

Aug 14 Has lost his appetite. Pulse can hardly
be felt.

Aug 16th Yesterday was tapped. feels to day
much relieved. Pulse is better.

Aug 17th Pulse weak. Prognosis bad.

Aug 20 Pulse stronger. prescribed this morning
according to Dr Cairns advice

℞ Fel Bovinum grs xviii
℞ Tulp: Quinia grs xii
℞ ℥i. pil. xij
℞ one every 4 hours.

Aug 24th Died last night.

Case of Mania - a - Potu.

July 9th 1850

- Tongue coated over with a substance resembling Mustard. Pales 100. Eyes red, and Inflamed.
- " 11th Tongue still coated. has had a nap, and seems much better.
- " 13th Still continues to improve.

General Dropsy et Dysenteria

Aug 30th came in with his whole body
swelled. ordered

Pulv. Clav. grs
Zilla grs x^{to}
Pulv. Polyp. Zi
M^o ft pulv. viii
To be every 6 hours

Aug 31st Has taken four powders, complains
of feeling very cold. A bellows sound
was detected over the region of the heart
ordered a blister over the cardiac region

Sept 1st Not much diminution of
swelling.

Sept 3rd found him with symptoms
of dysentery. the swelling much less.
stop the powder and ordered Linnis
and Acet: plumbi and Opium after each
evacuation.

Sept 4th stools running from him involuntarily
with blood. Much thinner on account of the
dysentery. I think it will cure his dropsy.

Sept 5th Died this morning of Dysentery.

Case of debility and disordered condition of the blood,
the result of Typhus Febris (Probably)

July 9th

James Brown came into the wards with his
legs and thighs marked with ~~the~~ exanthema-
tous red patches resembling somewhat the
mark of a blister. Very much emaciated, and
with a tongue exceedingly coated with a
thick hard, and dry, and brown coat.
Giving him Rum Herbinth: and Beef tea.

July 13th Today Erysipelas attacked his face.

" 15th In the two intervening days he has been
attacked with erysipelas in the face, which
was promptly checked by the use of Nitrate
of Silver. Smears over It. Pulse still feeble.

" 20th weaker this morning by reason of a diarrhea which
I has set in. ordered him this morning Hops Mist
with Krameria

℞: Krameria ℥i

℞: Opium ℥ii

M. Ft. Col. Terebinthful. tres hours

22nd Takes Brandy Punch ℥ij every 2 hrs.

24th Takes Brandy with the addition of
Carb: Amic. his diarrhea being stop the Hops
Mixture &c was discontinued.

Aug 7th Looks brighter this morning. Always feels better
His face being sponged all over with cold
water. His whole body is covered with a dry
scaly coat which separates from the cuticle
when even slightly rubbed.

Aug 9th Died last night from sheer debility and inanutition

Mrs G's Case Ind.

- May 9 Missed the Catamenia
May 11 Sick at the stomach & loods moved at 12 P.M. midnight.
May 12: morning nausea and bad taste
" 13th ditto
" 14 "
" 15 " Breasts tender to the touch
" 16 " No Kneeling after standing, two days
" 17th "
" 18th " Not so much morning nausea
" 19th "
" 20th " No symptoms now except absence of Catamenia, and a
burning spot over the ^{cost} false ribs of the right side
" 21st " No morning ^{nausea} but thirst, nausea and attempts to vomit after dinner
" 22nd " No ~~nausea~~ complaints. Nausea after dinner, chill (slight)
" 23rd " at 9¹/₂ P.M. which lasted an hour or two, succeeded by nausea
" 23rd " Nausea through the day, chillings.
" 24th " No nausea or chillings to day, has been very well. Breasts for the
last week have been, according to her account, enlarging
" 25th " Nothing new.
" 26th " Chills slight through the afternoon and night. A very severe head-ach just
before 6 o'clock (left side) and back part). Nausea in the afternoon & night.
" 27th " No complaints.
" 28th " "
" 29th " "
" 30th " Nausea, and bad taste in the mouth all day.
" 31st " Slight nausea in the afternoon & evening, with bad taste in the mouth
June 1st " No complaints.
" 2nd " "
" 3rd " "
" 10th " Says her urine for the last 2 or 3 days is thinner & whiter than
usual. Passes it 8 or 10 or 12 times per nocte.

Case of Acute Dysentery

Noon a lad aged 18 three days before his appearance in the ward was attacked with dysentery. his case is as follows

July 13th

Has been up very often during the night. Tongue red, and marked with small white spots. Pulse 100. ordered the following powder to be given him during the day.

Hyd: chl: Miso gr vi

Pulv: Ipecac: et Opii ʒi

ʒi: pulv vi ~~assisted~~ ^{assisted}

one powder to be taken every three hours.

July 18th

Ordered him this morning ~~the~~

Blue mass gr XXIV

Gummi gr XVI

Morphia gr ii

ʒi: pil: viii

July 20th

In addition to the above pills

Mist: Cretae ʒiv

ʒi: kino ʒi

— Opii ʒii

ʒi: res Liomae

July 24th

Pulse frequent

Aug 6-7-8 has been sitting up. is gradually regaining health

Henry Esch. Dropsy
Pulvis ~~Calomel~~ ^{gummi}
~~Pulvis Calomel~~ ^{gummi}

Making Calomel Squill in powder and
wild cherry bark and Soda

Effusion within the chest commenced treatment

July 20th Put ^{gr} in Calomel powder ^{gr} daily

July 28th Gums, and Mouth little sore. Absorption
not noticeable.

Aug. 7th According to the Nurse's account blood last
night ~~to~~ ^{from} the nose, which was
finally stoppt by plugging the nostril up
with cotton soaked in Aq. Calcis. Stoppt the
Calomel.

Aug 8th No return of Epistaxis.

Aug 9th His chest is gradually coming into its proper
form.

Aug 14 declares himself much better,
swelling rapidly diminishing. Yesterday
had another blister which draws
very well

Sept 4 Chest symmetrical. No respiration heard and
flatness upon the affected side.

Cutting stomach teeth ^{Ind.} Bilious Diarrhea ^{Ind.} of a child 2 yrs old
August 4th

Called to see a child cutting the cuspidati.
Its Father said it had "Flux". Saw a ~~greenish~~ stool
which looked very much like pieces of chewed spinach
floating in a mixture of urine and serum.
Skin natural. Blue eyes. Fair complexion. Healthy looking
child. Mother says it is disposed to be drowsy.
Saw no symptoms of metastasis to the Brain
No heat of surface or Fever. Very Restless.

Ordered a mustard pediluvium! and if the head became
hot, to apply cold to it, and use the mustard ~~both~~
pediluvium, and if necessary, mustard Plasters to the
Gastrocnemii. Ordered one of the following Powders after
every passage. Magnesia bals each powder contains
3gr of each

Rhei
Acacia a i 3j
Pulv: Sto X

Called 5 hours afterwards. had 3 Operations and had taken 3
powders. or 27 grs = 9 grs of Rhei + 9 grs Magnesia + 9 grs Acacia
Pa and Ma very anxious about Mary. Ma said her
stools "were just like water" "But the last one not so
green". Stopt the Powders, and ordered a mustard
pediluvium at bed time.

August 5th

Found her bright as a button, and Ma much
pleased. Stools almost natural.
Left some general directions, and made my
bow.

Typhus Fever.

49

July 20th

Low muttering delirium, picking at the bed clothes. Pulse very quick. Skin very hot. Ordered him to be cupped back of the neck and the head to be shaved and blistered.

July 23rd

Pulse frequent and weak. Face flushed. Tongue very dry and hot. Has been to stool three times during the night. No tenderness upon pressure over the abdomen.

" 24th

Tongue moist, pulse frequent and weak, delirium lessened. Still deaf.

" 25th

About the same. Pulse keeps frequent and weak.

" 26th

Tongue hot and dry. Skin moist and warm.

27-28th

Troubled with diarrhoea. Pulse small and weak. Tongue hot and dry. Peculiar Typhus Odour.

29th

Countenance more natural. Pulse stronger and fuller. Tongue clearing off and becoming moist. Typhus odour not so perceptible.

31st Pulse softer and more regular. Tongue becoming clean, and moist. Perspires profusely.

Aug 1st Pulse quick and frequent, tongue does not look so well having a few brown patches upon it and not so moist.

July Aug 3rd

A change for the worst, evidently showing that his system has been too much prostrated by the fever, to react from the attack of Diarrhea which set in about 2 or 3 days ago. Skin cold. No pulse scarcely at the wrist. Ordered beef, Eggs and wine whey.

Aug 4th Died this morning 9 o'clock

James Taylor, Scotchman.

July 23^d Came in, with his back covered with an eruption. which according to his own account was contracted at sea. There did not appear to be any itching. Put him on low diet and gave a purge of salts

" 25th

about the same. ordered to day 10 gtt of Fowler's solution every three hours.

" 26

Continues the Fowler's solution.

" 29. The Fowler's solution becoming Complain of a soreness about the stomach, which I suppose owing to the Arsenic and ordered it to be stopped

Aug 6th

began the Arsenic again. Itching gone and the eruption gradually fading

Aug 9th

Decided diminution of the eruption. Continued the Fowler's solution.

July 26th/58 ^{Inoianony} Fracture of the ~~Left~~ Parietal Bone. ^{Dr} M. Gause.
In this case after the diagnosis had been carefully and satisfactorily made. Drs. Thompson, Woodburn, & myself concluded that the outer table of the parietal bone, was thrown off about 2 inches, leaving the inner table, with two parts exposed. A rough of the Os Frontis, was torn away, ~~with~~ leaving the cerebrum exposed in a space, an inch long, and half an inch wide. Pieces of the Temporal bone, was found loose, and extracted, this piece was about an inch & quarter of an irregular shape. Another piece $\frac{3}{4}$ inch squarish, from the supra-orbital ridge of the Os Frontis. Beside these there were several ~~pieces~~ smaller pieces from the Temporal, Frontal, & Parietal bones taken out. No hemorrhage of any importance, ~~except on account~~ I suppose of the Cerebrum. Stupor all the time; After these bones were removed, his ~~own~~ pulse fell, but revived again. Rigors occurred once or twice during an ~~immediately~~ after the operation. Vomiting of a dark bilious looking fluid took place once, or twice, while I was there. This accident occurred in the following manner:

He was attempting to sharpen a plane chisel upon a grind stone, 3 ft in diameter, when it suddenly flew in pieces, one struck him and his companion, and ^{another} was thrown 20 or 30 ft into the back shop. This piece ~~was~~ had a foot radius.

July 27th. 5 $\frac{1}{2}$ P.M. Still insensible. Pulse 120. ~~feels~~ quick & full, skin hot & roseish. Passes his stool & urine involuntarily, latter natural, according to Dr. Woodburn.

July 28th. 12.M. Still stupor, with a tendency to apoplectic stertor. Pulse weak. 130. Acting upon the bowels, and liver, with large doses of Jalap & ~~Castor~~ Pepsin. No difficulty in swallowing. Skin roseish. Temperature the same over his body. I advised strong ~~the~~ rubefacient liniment for his inferior extremities.

July 29th. Died this at 3 A.M. 3 days after the injury. Before he died, Dr. Thompson says, he had paralysis of the right arm, the left side of the head was the fractured one, and subcutis of the inferior extremities. Dr. Thompson, says that he had his hand on the back side of his head, when he made efforts to vomit, and thought all the bones, ~~on the~~ were loosened at their sutures on the left side, that of the fracture.

Case of Curvey

July 28th

20 or 30 purple spots on his right leg.

Gums swelled and very soft, and vascular, inso-
much that when I slightly pressed them they
bled. ordered him potatoes and Citric Acid water
to drink

July Aug 6th Still in the wards. Gums in the same
condition

Aug 7th Still in bed. Gums still swollen and
soft and vascular

" 10th

Remarkably disposed to lie in bed and
~~amuse~~ away his time; seemingly from sheer
indolence.

" 11th Still, easily lounging in bed.

Appearances in a man a week after he
~~took~~ taking 40 drops of Howler's solution.

April 28th

Complains of being sore vomiting this morning

April 29. Right limb oedematous. And an erysipie-
latus redness on the posterior superior portion of
the thigh extending almost down to the knee

May the 1st. Two large water blisters on the upper part
large blue veins, traversing the fore part of the limb
limb swelled very much. Has been delirious in the
night. blueness extends down the foot. Discovered the same

appearance in the other leg in the calf. Pulse very small and
and feeble. ordered 16ʒ of Brand's powder. Died 3 1/2 o'clock P.M.

May

5
Case of Scabies where Creosote ointment was tried.

Aug 3rd (Worst case in the ward.)

Wm. Hesenau came in today with his whole body thickly covered with scabies. Got him ordered him to be rubbed every morning with the following ointment

Creosote ʒj
Adeps ʒij

Aug 7th Itching not so bad. Says he is better.

Aug 8th Evidently better. Can now hardly perceive the eruption.

Aug 10th Still, on a fair way to get well.

Aug 16th Almost well.

Aug 17th Well except over the shoulder.

Aug 28 Well except about the calves of his

legs
Sept 1st well.

1858 Indianapolis

Continuation of J. B. Elliott's Case of Cut throat.

July 26th Wound dry no supuration or granulation, water when taken into his mouth runs freely through his wound, in fact the nurse induces him to swallow water from his mouth, in order to wash out his wound. Pulse at one time through the day 140 at another 90. Had a severe chill, in which the nurse says he became blue all over. Starts suddenly when asleep. Muttering constant in his sleep. Emaciating. Dr. Elliott was talking of injecting 15 grs of Quinine as an anti periodic, and introducing a stomach tube, through which to convey his food. Beef tea, Coffee, Lemon made, by mouth, as some little got into the stomach in that way, and injection.

July 27th Skin natural. Expression pleasant, natural. Wound entirely opening & gasing outside edges dry, the bottom appears to be healing, aperture in his Larynx closing. Pulse soft & regular. 80. Nurse says he slept better last night. I have a better diagnosis this morning, am convinced of the folly of sewing up such wounds. It must heal from the interior. I am also convinced of the difficulty of diagnosis in such cases, as to whether the Larynx is wounded, and the what bone of the Trachea, or Cartilage. July 28th Pulse natural. One third of what he swallows gets into his stomach, the rest runs out of the wound. Skin natural. Wound looks much better. I have more hopes of his recovery to day than I've had yet. July 31st Granulating at the bottom. Speaks much better. Skin natural, Pulse rather weak, regular, and about 80, soft. Talking about adding alcoholic stimulus to his diet this morning. Sustained chiefly by injections, about one third ^{of water, he drinks} getting into his stomach. Aug 4th Thinner than when I last saw him. Pulse weaker, articulates much better, can understand him. Wound looks well, and Dr. Elliott thinks is granulating from the bottom. Does not swallow any better. Still injecting. Aug 6th Thinner. Opening still in the Pharynx, I suppose it is the Pharynx. Subsults when asleep. Aug 7th Pulse stronger, talks better. Wound about the same. Healing very slowly. Aug 13th Pulse strong and natural. Thinner, Has been sitting up occasionally in his arm chair supported by pillows, since the 9th. Talks better, wound about the same in appearance. Swallows about $\frac{1}{3}$ of his food still unable to take solid food.

Mania-a-Potu combined with Erysipelas.

Aug 3rd
Came in the woods about a wk ago with symptoms of Mania-a-potu, which soon afterwards developed themselves. At the same time Erysipelas attacked the right cheek. The Mania-a-potu was treated in the usual way, and the cheek painted with (Purrose of Silver) (solid stick)

Aug 8th
Found him this morning, very rational and the Erysipelas not spreading

Aug 9th
Found him sitting up in bed this morning. Pulse rather feeble. His face looks to me about the same. He ~~is~~ rational.

Aug 10
Erysipelas checked. And altogether, much better can now hold out his hands, without evincing the least tremor. Pulse though weak, is soft, and regular, wants to get up and go to work.

Aug 12th
Erysipelas and Mania-a-Potu both almost gone.

Aug 14th
Litting up. No trace of either Erysipelas, except in the eye of the affected side which is very red, but not accompanied with any inconvenience or pain, or Mania-a-potu. Reduce his stimulus.

Aug 22

Entirely well.

Enlarged liver.

Case March 9th

Dr Wm Hooper Dispensary Physician, was kind enough to show me this case. The patient was an Irishman, 46 yrs old. According to the doctor, this swelling became as ~~large~~ extensive as when I saw it, in a weeks time. The hypochondriac region of the left side and ~~the~~ as low down as ~~the~~ half the distance between the umbilicus and symphysis pubis and almost to the crest of the ilium of the right side, was dull, the patient wincing when pressed over the epigastric region. -
| more than when pressed over the liver.
The tongue was thickly coated in the middle and back part with a white fur, very white like chalk, and was red at the edges. stools according to his wife were yellow. Urine filled with urate of Ammonia. Bilious Temperament.

Boils covering the whole ^{body} ⁵⁹

A very distressing case of depressed constitution

Michl. Leston age 30 came in with his whole body covered with large boils

Aug 16th covering the boils with flaxseed poultice and giving

Decoction of Lassa poulia.
Lodide of Potash ʒi.
Aqua ʒvi.
Tablespoonful 4 times a day.

Aug 20 To day he is better.

Aug 28 Much better.

Sept 9th Well

Continuation of Elliott's Case

Aug 16th Nature doctoring slowly, surely, and effectually. ^{sonat} Natura ~~curat~~ ^{curat} Doctor ~~curat~~ ^{curat}. Speaks very distinctly. Walks now around his room. Expectorium good. Cicatrix on each side $\frac{1}{2}$ inch in length. Aug 24th Expectorium almost natural. Sitting up in his chair. Articulation much better, no difficulty in understanding him. Swallow all his fluid food, by depurium, the chin. Still a large gap.

Case of Tinea capitis.

Sept 1st
Using Ung. Sulphuretum Iodidum

Sept 11th
Child well

Purulent Ophthalmia

Sept 1st
Child aged 4 yrs. Eyes entirely closed and very much inflamed outside, when forced open large quantities pure pus flowed from them. Began the case with dropping a 4 gr solution of Nitrate of Silver into the eyes every night and morning ~~combined~~ also 3℥ of Magnesia 4 times a day

Sept 3rd
Ordered two small blisters behind the ears ^{with} the above treatment combined

Sept 4th
Substituted 2xx gr solution for 4 gr found

Sept 11th
Can open his eyes, and look about him. little inflammation left in the eyes yet

Typhus Fever

Came into the ward 4 days ago with headache and pains in the back,

Aug 24

tongue, dry and hot and rough ~~like~~ resembling a piece of rare beef baked in the sun. Pulse quick and of ordinary size. Skin hot and pungent. Constantly saying incoherently that he is strapped on the bed.

Aug 25

. Leps Delirium. ordered him Brandy Punch.

Sept 1st

Much better, and wants to sit up.

Sept 2nd

Found him weaker, ordered wine & eggs

Sept 9th

Still doing well

Sept 11th

Not so well. pulse weak. complains of pain in the pubic region.

1859. Case resembling Erysipelas M^r Roe or Rose's case

Feb 21st Indianapolis. M^r Stewart visitor for the Benevolent A.S. sent word to me to call on M^{rs} Roe or Rose, ^{set: 35 yr} widow with three children, eldest 12 yrs old. Found her lying in bed, at 2 P.M. with her arms swelled, skin tight over them, squamous patches, burning itching, and tingling, like nettle rash. told me her ^{legs} arms are like her arms, also her neck, and head, it seems to affect her whole body. I found her keeping constantly upon her arms by means of wet clothes, a solution of Alum ^{not} ^{to know the proportions.} ^{did not weigh these proportions.} ^{Substituted the above wash for Slipper elm} ^{Prescribed} ^{after} ^{Specie} ^{D. P.} ^{90 1 V} ^{77 P. Pulse: 40 116. S. one every 3 hrs}

Feb 22nd 7 10 O'clk A.M. Found her sitting by the fire. Says she is no better or no worse, likes the slippery Elm wash better than the other. Took all the powder, operated two or had two, or three, passages. Hardly know yet what it is, still inclined to the belief of Erysipelas in a mild form. She has had this 10 days, says it commenced with burning, and itching and swelling. Says she has an acid taste in her mouth in answer to my question. Tongue clean. Pulse small and harder than ordinary she says she has a small pulse always. 80. Says she could go to work at washing if her skin did not burn and itch so. Prescribed half a teaspoonful of Magnesia for the Acidity, and the

℞: Pot. Sesuviti ʒss
 Sacchar. Pul ʒssiii
 Aqua menth. ʒss
 Aqua destillat ʒssiii

as a feeler. There are not enough Constitutional symptoms for Erysipelas, as

74. S. Tablespoonful three times a day. she has had it 12 days now.

4 1/2 P.M. Better, swelling, less, no change in treatment, except to intermit during the night.

Feb 23rd 4 1/2 P.M. Arms legs swollen and tender to the touch. Has taken about ʒss of Foulers solution. No pain in the stomach. Still complains of burning, and itching in her arms & legs. Prescribed the Arsenical mixture 2^{ss} daily. Still using the Elm wash.

Feb 24th 4 1/2 P.M. Up attending to her work. Arms legs swollen, the disease still lingers about the upper third of the arm, in the form of an erythematous swelling, tender to the touch. Complains still of the burning, and tingling. I think the Foulers solution has done good service in this case. ʒss table-spoonful twice a day after eating. March 3rd Arms well except a squamous eruption on the middle of the arm. Looks well, was scrubbing her floor. Is not now and has not been taking any medicine since my last visit.

September.

Case 12¹ Hepatitis.

Sept 12th

Pulse quick. Surface of the skin has begun to assume a yellow tinge. Extreme tenderness over the liver. Ordered 12 cups over the region of the liver and Wild Cherry Bark & Today

Sept 18 Jaundice increasing

Sept 18

Lied down to the bed. Very yellow. Face has a very wild expression. very tender over the Hepatic region

Sept 20th

Le Not so unwell. Tenderness over the liver diminished. ordered a blue pill every 8 hours in addition to the above treatment.

Sept 27th

Much Better. for the last 4 or 5 days has had a diarrhoea for which he has taken Dover's powder.

Sept 28

Came in with oedema of the legs. ordered
Cider mixture.

Sept 19th

Was seized last night very suddenly
with great dyspnea which threatened to
suffocate him. and an acute pain over the heart
ordered a blister over the heart and 12 Dry cups
for the dyspnea

Sept 20th

found him much relieved in every
way excepting a pain, which he complains
of in the right shoulder.

This month; the chief diseases were
Intermittents and Dysenterys. in the Pens
Medical.

October. Surgical.

[Faint, illegible handwritten text, likely bleed-through from the reverse side of the page.]

Venereal. (Mens)

Oct. 15th

Came into the wards with his testicle of the left side enormously enlarged, to the size of a half a foot, and also a boring ulcer extending 2 or 3 inches up from its opening into the cellular tissue of the groin. Opening about the size of quarter of a dollar. ordered the ulcer to be injected with diluted nitric acid 10 gtt. to ℥i

Oct 22nd

Stopt the nitric acid wash on 17th and substituted for it, Black wash, and the wash to be injected twice a day, into the ulcer. Has been under this treatment for a week, and the sore begins to assume a very healthy appearance, granulations rapidly springing up.

Nov 7th

was tapped yesterday, and today his scrotum is much smaller. The ulcer ~~about~~ after having appeared to begin heal has remain somewhat stationary.

Nov 13th

ordered the scrotum to be bound with sticking plaster, to promote absorption of the fluid.

Urs: Surgical. (~~Richardson~~)

Oct 16 Emma Hamilton age 27 came with Erysipelas of the neck on the right side. On account of which her swallowing was much interfered with. Along with this there was a very fetid breath. Pained the whole of the swelled surface with Lugol's solution of Iodine which caused the whole of the pained surface to be covered with blisters the next day. Exceedingly painful to the touch

Oct 20 Swelling not so large. but gave for the fetidness of breath.

Aqua Chlorinata ℥iv
℞: Myrrh ℥i
℞: Creosote ℥viii

Oct 22 Stopped the creosote because of its making her sick and prescribed

Aqua Chlorinata ℥iij
℞: Myrrh ℥i
℞: Garg.

Oct 24 Fetid smell of the breath gone. advised her to take a Tablernoupsul three times a day of the following

Oct 2

November 1st The opposite side, beginning to swell ordered a Tablernoupsul poultice and Hygias potes

Nov 5th The opposite side was lanced this morning by Dr Graham and the poultice applied

N.B. This was at first supposed to be a case of erysipelas.

Nov 10th Complains of a cough, for which she took

R
Lyr: Seneka
Lilla
Lig: Red: morphia aāzi

Nov 11 Complains this morning of the medicine causing a pain in her head, and vertigo.

Nov 15th Still complains of giddiness, and vertigo in the head after taking the cough medicine. There is still a swelling from the abscess of the neck.

Dec 3rd Neck healed.

Case 3rd Margaret Rupells Case.

Oct 15th came into the surgical wards
(was) with her fore finger presenting
the appearance of being lacerated, which
upon examination proved to be the result
of neglected Whitlow or Felon. Upon inquiry
our suspicions were verified her whole
finger was one mass of lacerated surface
having sponged it, ordered a Carrot poultice

Nov 4th

The continual application of the Car-
rot poultice has made the finger almost
well.

Nov 7th

The finger has all healed except in
two little spots about the size of a pea
continuing the Carrot poultice.

Nov 14th

The dressing reduced to simple dress.

Nov 16th

Looked this morning as if it was getting
worse as if an ulcer was beginning to be formed
on the end of the finger. Owing no doubt to some
indulgence in Diet.

Dec 3rd

Hangous like appearance on the end of the finger

Dec 5th

Finger looks red and the ulcer has become
larger. ordered Bread and milk poultice.

Dec 10th

The finger still looks obstinate and undispersed to heal. ~~The~~ The loosened and decayed nail was extracted was caused much pain.

Jan 15th

Up to this date the sore has not yielded to any remedy the last thing used was a solution of chloride of Zinc gr. i to ℥i (two days ago I commenced, at the suggestion of Dr. Pagen, to touch the sore around the edges with lunar caustic.) Today I think it looks better.

Jan 17th

The finger has improved under the caustic touched it again today.

Jan 20th

Did not see her today. Touched it yesterday. Getting better.

Jan 24

Found her this morning with her face swelled and very much salivated. She has been using beside the pills, calomel in an ointment.

Jan 25th

Face still swelled very much. ordered lead water and pulv. Jannin.

Jan 27th

Face better. did not examine the finger.

Jan 28th Face better ordered a poultice for the finger. sore beginning to heal from the circumference. in the middle there is a slough the size of a twelve-pence.

Nov 1st James Cox came into the venereal ward
with two large buboes in each groin, one
having broken before his admission. The
other I lanced. ordered both to be injected
with Aromatic wine.

Nov 5th

Yesterday the ^{opening in the} right bubo on the
right side was enlarged by Dr Graham
This morning they both looked red, and
inflamed, with a healthy appearance.

Nov 7th

Bubo of the right side filled with
pus ordered it to be kept filled with lint
soaked in Aromatic wine. The buboes also
to be injected with the same.

Nov 8th

The buboes look very red and angry this morning

Nov 15

No change in the appearance of the sores.

Dec 5th

The buboes look about the same except
on the right side, which has been for
the last three or four days been touched
with nitrate of silver (solid) on which granulations
are springing.

Dec 10th

The buboes are showing a disposition
to run under the skin, which was only no-
ticed to day.

Dec 18

Still in the wards. For the last four or five days the buboes have been burrowing under the skin until sinuses two inches in depth have been made. These have been injected with 10 grs sol of nitrate of silver and then filled with lint soaked in bin: Aromat. They are now improving the sinuses are filling up and the sores assuming an healthy appearance. They have been touched daily around the edges with lunar caustic.

Jan 13¹⁴

Since the last date Quinine in powder has been sprinkled over the surface of the ~~last~~ left bubo. It now presents a healthy character the specific appearance of the sore having vanished. The right bubo which was accompanied with a sinus extending down the thigh about an inch, has entirely closed up with the exception of an opening the size of a six pence. Treating them now as simple sores with simple cerate.

Jan 17

Ordered a poultice for the left bubo as it runs a good deal of matter last night.

Jan 18

The sore on the right side healing around the edges continuing the simple cerate. The other to be stuffed up with lint as there is still a hole large enough to insert the end of little finger

Case of ulcer at the elbow joint.

Nov 3rd

The ulcer was about the size of a sixpence and had been ~~on this account~~ according to the patients account has been very troublesome by breaking out after it has been healed over and after falls upon the elbow. ~~ordered his arm to be~~ When I first saw him, it was a little hole through which you could see the position of the olecranon pro up. Ordered his arm to be straightened, and kept so with a splint.

Nov 5th

Ulcer entirely healed over. Left off the splint this morning.

Nov 9th

Still in the wards the cicatrix not having yet become strong enough for the man to use his arm much. in work.

Nov 12

Perfectly well, and left the wards to go to work.

Dec 1st

Found to day a little hole which extends through to the bone. ordered Nitrog inj. seat into it (10 grs to 31).

Bubo and Oedema of the Prepuce.
Nov 7th Jas. Smith's Case.

— Came in the ward with a bubo and oedema of the prepuce. The prepuce covering the glans penis and creating a kind of Phymosis. Ordered I lanced the bubo and ordered it to be injected with aromatic wine. The prepuce to be injected with black wash Cal ℥i and a laudanum poultice to Agilalis ℥vi be applied.

Nov 8th
~~Drop the black wash, and substituted cold applications.~~ Ordered cold applications applied in addition to the black wash.

Nov 9th
The prepuce can now be drawn over the head further than it could before the wash was used.

Nov 16th
Still continuing to improve.

December 2nd
The prepuce can now be drawn over the glans. A large phagedena was discovered ~~under the~~ on the inside of the prepuce and partly on the glans. touched it around the edges with lunar caustic.

Dec 3rd
The ulcer was touched this morning with Lunar Caustic.
continued on.

Erysipelas of the face and body.

December 2nd November 27th 30th

Catherine Dunphy came into the wards with her eyes and ears, and whole face swelled, and her whole countenance much disfigured with erysipelas. Painted the border of sound skin pretty freely with nitrate of silver. (solid). And ordered her a purge

December 1st

found the disease extending over the caustic mark and extending down the back. No movement of the bowels ordered her Croton oil in pills combined with other purgatives.

December 2nd

This morning we found the redness extending still further down the back and under the arms. The pills which were given yesterday have operated. Today whole surface extending from the back of the head down to the 1st and 2nd dorsal vertebra was painted with Iodine. The pills were

℞: Iodine qts ij

℞: Hydrarg: grs X

℞: pil iii

one pill every hour until purge

P.S. The first and second pills were given without any effect. Had vomiting to come

December 3rd

The erysipelas is leaving the face and extending down the body. Continuing the Iodine and giving internally Quinine & Beef tea. She is now able to see.

December 5th

To day it is as low as the Sacrum. Pulse 128. wth a hot, dry skin, Tongue not so much furrowed. Touched part way around with Lunar caustic.

Dec 6th

This morning says she is better. Pulse 100 Tongue not so much furrowed, but cannot yet protrude it with ease. Night the sedes has not descended any farther down the body. Night before last was delirious of a child.

Dec 7th

Dec 9th

Pulse 100 and quick. Tongue moist and whitish. Skin dry.

Dec 10th

The erysipelas spreading down. The legs. Painted it around with Iodine.

Dec 11th

Two little abscesses upon the upper eyelids were lanced. This morning seems very languid. and is constantly moaning. Pulse soft and of ordinary frequency. Tongue moist.

Dec 12th

Much better this morning. Pulse almost

natural.

Dec 13th Complains this morning of pain at night in the thigh where the cystic nucleus is.

Dec 17th Complained last night of a painful little abscess which made its appearance on the back part of the scalp, raised a poultice. This morning still complaining. The other symptoms however are gradually leaving her, her eye looks brighter and her pulse feels more natural.

Dec 18th Another abscess forming just below the scapula.

Dec 18th The abscess on the back is all that now demands attention. This has been poulticed and shows an appearance of suppuration.

Dec 20th The appearances of the abscess swelling I think this morning are I think against my diagnosis of its being an abscess. As the poultices which have been applied, have not the least effect, ordered one to be put on again today.

Jan 13th Up to this date my patient has been daily complaining of a pain in the left thigh. The ~~abscess~~ swelling in the back has disappeared. The large hole which was left from the abscess, back of the head is filling up fast.

Rubor and Oedema of the Prepuce. (Continued) from
December 4th

The phagedena is still extending.
Touched it again with Nitrate of Silver.

Dec 6th

The prepuce this morning could not be
^{back} drawn over the glans so that the ulcer
could not be seen.

Dec 7th

Nothing unusual.

~~Dec 8th~~

~~Thirday~~

Dec 9th

Rubor and Oedema. Touched with Lunar Caustic.

Dec 10th

The ulcer was again touched with Lunar Caustic.
The ulcer was touched this morning
pretty freely with Lunar Caustic.

Dec 12th

No longer extending. Touched it this
morning with Lunar Caustic.

Dec 12th

~~Pulse~~ Touched again ~~to~~ day with caustic.

Dec 13th

Complain of erections at night gave
him Camphor and Opium. Ulcers not becoming

Dec 17th

Had an erection last ^{night} notwithstanding having
taken grs ix of Turpentine and the same of
Camphor with a third of a grain of Opium.
The ulcers healing up under the caustic.

Dec 17th

Had another erection last night in spite of the pills. The ulcer upon the left side of the gland is better. Cold cloths were also applied without any effect. Ordered a slippery elm poultice.

Dec 18th

Has had no erection last night. The ulcer on the right side still looking red and inflamed. The other healed over entirely.

Dec 19th

Had another erection last night.

Dec 20th

Had a good look at the termination of the largest ulcer, which as far as I could see extended little below the corona glandis. Touched it again with the Lunar caustic.

Dec 21st

Edema of the prepuce. touched the ulcer to day again.

Jan 13th

Up to this date he has been fast impairing his penis with the exception of a scar the size of a five cent piece looks perfectly natural. He has been using the Swan's ointment only for the last week or two.

Jan 15th

discharged from the Hospital, well.

James Cox's Case Continued (Buboes)

Jan 20th

keeping nothing on ~~the~~ ^{the} Buboes, but simple cerate. And filling the left side with lint and injecting it with aromatic wine.

Jan 21st

Bubo on the left side beginning to heal around the edges and filling up with granulations. The other is healing very fast.

Jan 22nd

Found something like a sinus in the right. bubo The whole surface was painted pretty freely with lunar caustic, so also was the left.

Jan 24

Buboes look about the same as yesterday

Jan 25

No change perceptible from yesterday.

Jan 27th Still look about the same.

Jan 28 No change.

Jan 29

A narrow border of healthy skin was seen this morning around the wide bubo ordered the buboes to be washed once or twice during the day with a one ounce gr of silver.

Jan 30

The border observed yesterday becoming larger cont. treatment

Secondary Syphilis.

Luzan Wilhelm. Came in covered with
chancrous looking sores. on Her throat also
ulcerated and a chancre in ^{the} left corner
of her mouth. The scalp was covered
with sores and abrasions. The bridge
of nose also had an ulcer upon it.
The vagina was examined, and was
found covered with chancre, as was
also the labia.

Dec 6th 10th The sores upon the scalp healing
under the application of lunar caustic
Seems much better in spirits.

Dec 13th Complains this morning of her eye
The sores upon the scalp have all healed
except one or two, under the use of the
Nitrate of silver (solid). Her throat
which was troublesome yesterday
to her has been relieved by the 5 grs sol of sil
applied by means of a Camel's hair brush.
Complains also of a hot fever at midnight.

Dec 17th Scalp healed over. Eye feels very painful.
~~Her throat is still sore.~~

Dec 18th Scalp still continuing to improve. The eye
according to her own expression is neither bet-
ter or worse. The mucous membrane
much inflamed. Dropped into it painted

it with a camels hair brush soaked
in a Vgrs sol of nitrate of silver.

Dec 19th

Eye the only thing that required atten-
tion this morning, which was touched with
the solution.

Dec 20th

The eye better this morning. Applied
the brush again.

Dec 21st

Applied the brush again this morning

Jan 13th

All inflammation has left the eye, but
is very weak, and can not bear the light.

Jan 14th

Weakness in the eye gets

Jan 15th

Eye still kept shut on account of the weak-
ness but says she can see better out of it today

Jan 16th

Found her this morning sitting reading the
newspaper

Jan 17

The eye getting stronger.

Jan 18

Eye begins to look quite well.

Jan 21st

Eye quite bright today.

Jan 24

Eye almost well.

Jan 25. Eye well But on her left leg dis-
covered an ulcer of a circular form

about 3 or 4 inches offside and another upon
the calf of the leg somewhat longer than
a dollar.

Jan 27

Did not examine this patient today.

Jan 28th

Did not see this patient today. No case.

Jan 29

Examine the ulcers on her leg today
found larger and getting worse under
the Blk wash. ordered the surface of the
sores to be sprinkled with Calomel. Had
poultices to the scalp to remove the thick
scabs which were forming.

Jan 30

~~Face much better touched the nose
with lunar caustic.~~

Miss Amey's Case (Mania - a - Potu)

This patient came into the ward Jan 11th
with a slight tremor scarcely perceptible
in the tongue.

Jan 12th

about the same.

Jan 14th

Tremor in the hands when requested
to hold them out. Tongue also more
tremulous, Pupils somewhat contracted
ordered ℞: vii gal ℥iv Yalleshoolful every
℞: valeriana āū ℥ij 2 hours.
" aroretida āū ℥ij

and gets by Act: Qui every hour.

Jan 15th

More Tremor over the whole body. Pupils very much contracted. very restless, passed a sleepless night. pulse small and quick, countenance a wild look, continued the above treatment.

Jan 16th

No sleep last night. continually talking about his affairs imagines there is a woman who he dislikes in the cell with him. very weak and shaking all over like an aspen leaf. Skin feels moist. pulse small and quick increased the Blk Drops to every half hour cont the other mixture as before.

Jan 17th

Start Found him this morning very restless and cowardly. imagines there is a company of soldiers outside trying to shoot him. very weak. no sleep yet. continually pulling his trousers and imagining the blanket on his bed is his new over coat which causes him to be very careful of it rolling it up carefully and placing it upon his pillow. Pulse very weak but stronger than yesterday Has taken from 200 Drops of Act: Qui. cont: treat:

Jan 18th

Slept from 12 o'clock yesterday until 13 without waking with the exception frequent starting and opening his eyes and looking wildly

85

Erysipelas, Cash⁴ & Dunphy case continued on.

Jan 14th

Great deal of discharge from the sore back of the head this morning. Complained of the swelling in her back this morning for the first time for two weeks. On examining it found ~~it red~~ and a diffused pinkness resembling Erysipelas.

Jan 15th

Opened the abscess under on the back beneath the scapula from which a pint or more of bloody pus was discharged. The pus had collected beneath the ~~the~~ fascia of latissimus ~~muscle~~ muscle.

Jan 16th

Still complaining of the pain in her hip and thigh of the left side. The sore on the occiput healing up fast no more pain in the abscess of the back.

Jan 21st

Hip, and thigh still pains her. Sore on the back of the head nearly healed over.

Jan 22nd

Examined the painful leg to day but could not see any thing to account for the pain.

Jan 24th

Still complains of pain in her left leg and tenderness upon pressure.

Jan 25
Found her to day sitting up. Did not
examine her leg to day.

Jan 28th
Says she has no pain now, and can
walk better continued the liniment.

Jan 29th
Saw the sore back of the head which is
almost healed does not complain of her leg
Found her sitting up.

Jan 30
Says she is great deal better.

Amey's Case. Mamma-a-Potu Continued
Jan around the room. Skin in a warm sweat
pulse softer and fuller. Drowsy. Ordered
the Brandy Mixture every three hours, with
7 drops of Acet. Qu. every 2 hours.

Jan 31st
has slept pretty well. Much better
lays quiet. pulse full and soft. Will
begin fast leaving his face. Starts
a little yet in his sleep. Stop the Mixture

Jan 20th
Great deal better. had him moved
to the right. Slept well last night

Jan 26th
Treating him now for the dysentery
which he had when he came in.

Jan 29
Ditto well except Convalescent pretty well.

Cancer of the Mouth, Benson's Case,

Solomon Benson entered the wards Dec^r 2 1850
having been in ~~three times before~~ twice before
Ally to May 1st 1849 he has enjoyed perfect health
and worked hard at this time he had an
attack of Pleurisy and Haemorrhage. he was
discharged cured. March 1st 1850 he felt a
slight soreness in the roof of his mouth
soon two small ulcers were perceptible
The attending ^{Physician} thinking it owing to decayed
teeth, had five pulled, but obtained no relief
he was again discharged, and again
admitted August 1850. At this time, having
become discouraged with medicine, would
not have anything done for him and left
the House in September 1850, and staid
out until his present entrance Dec^r 2 1850
Since his entrance Dec^r 2nd At this time
there was a fissure large enough in some
places to lay the point of your little finger
in, extending irregularly from one ~~side~~ side of
the mouth to the other. Dr Graham who had
the wards at this time put him immediately
upon the Potioidide of Perox and Ptyalised
him locally, the fissure was touched every
other day with lunar caustic. The sore
seemed to get worse under such treatment and
it was stopt by me ~~who~~ now having charge
of the ward. He was now given a gangle of
breasote q̄ssiv
Ana ℥viii and continued ~~for~~ for two weeks

Scarcely any improvement being perceptible
I changed the gangle to Sciam (Sisic) grs viii
Aana ℥viii
Use as

Jan 16th

The outside of his face much swelled.
Using Sisic acid gangle, is very suffers a good
deal of pain and has no appetite.

Jan 17th

Gave him the following to be taken internally,

℞ Sine Chloride grs
ss Aana ℥viii
Subserved twice a day.

Jan 21st

Made an examination with the
probe, and found the ^{Back} inferior part
of the mouth very much diseased.
Painted it and applied 10 grs sol silver by means of
a camell hair brush.

Jan 20nd

Did not examine the throat to day.
Complained of the gangle ~~being~~ making his
mouth sore. Substituted grs ̄ to ℥i

Jan 24th

No so much pain in the side of the
face to day swelling gone down. Cont. Treat.

Jan 25th

~~Face still swelled and painful but
getting better. Did not examine the finger to day.~~

Jan 25th

Did not perceive any difference in
the appearance of the sore touched it with

~~Case of Mania a Potu. Mr. [unclear] [unclear]~~ 8

10 gr sol of silver applied by means of a
camels hair brush.

Jan 27 Did not examine him today but says
it feels easier.

Jan 28 Examined the back part of the mouth
today and think it looks better. The fissure
is not so large as it was

Jan 29 Did not examine his mouth today but he
is however no worse.

Jan 30 Found him this morning with the
left side of his face much swelled
up to his eye.

Acute Bronchitis

Nov: 29th 1860. Was sent for to see Joseph Kelley residing
2 miles south of Napoleon. About 30 yrs of age. Bilious angu-
nensis. Skin hot and feverish. Pulse 100 to 112. Was attacked
two or three days ago with a chill, thought he was
going to have the ague. Cough dry and tight.
Chest. Took this morning a dose of salts and had a
quaration. Pain in the chest. Physical signs between the
clavicles loud bronchial respiration. Percile respiration
when the ear was applied upon the front part of the
chest. Resonance upon percussion, little more over the
left. Treatment. Tactim: grj to be dissolved in a ℥vi of water
of which I Pot. Nit: grx teaspoonful to be given every
two hours. Ipecac grvii Mustard plaster over the upper part of
the breast, to be worn 20'. Flaxseed mucilage with
teaspoonful of Pot. Bitart to ℥viij of the mucilage.
Nov: 30th frequent serous passages. Pulse full and gaseous.
Pain in the abdomen. Cough and pain in the chest
better. Physical signs about as yesterday. Stop the Antimon-
ial mixture, and now give D.P. grsij every three hours
and a ℥gr powder at bed time. Ext. Hyos: grxv m. 11. m. 12
one ~~at~~ 12 M. another at 6 P.M. and the other at
10 P.M. Mustard plaster over the abdomen.
Dec 1st Tongue white cleaning at the tip. Pulse more regular and
soft. 80 to 90 passage since the Antim: was stopped. Slept
well last night. Skin more natural. Pain when sit-
ting up over the hepatic region. Weak. Physical signs
Resonance on percussion. Treat: Horsehound tea and a
teaspoonful of the Antimon: mixture three times daily.
Dec 2nd Found him sitting up in bed propped up with pillows. Did not rest so
well last night on account of his cough, which appears painful and tight. Cannot locate
his pain this morning; says it is all over but chiefly in his back. Pouch again the

Cath^{ca} McHale^{ca} Case. Femoral Abscep.

Cath^{ca} McHale^{aged} entered Feby 20th 1850, aged 20, having had a fall upon her hip. About three years ago, she was not deterred from work however now then she felt pain in the hip especially in changeable weather. About Septem October 16th 1850 a swelling about the size of a goose egg appeared about the upper third of the thigh. This after an examination was found to contain matter pus which appeared to be underneath the fascia of the thigh. It was opened and has up to this time been discharged pus and a sanious fetid matter.

Jan 20th

There are now four openings in the thigh which at times discharged very freely. Treatment is altogether constitutional. ~~with~~ poultices only, as a local remedy.

Jan 21st

Complained of pain in the thigh
Treatment same.

Jan 22nd

Found over the old abscep a red space from an half an inch long to a quarter of an inch wide in which were 3 small holes from which a great quantity of matter discharged another opening on the lateral portion of thigh which also discharges a thin looking pus.

Great tenderness and pain over the trochanter
of the affected limb. also a constant pain
there.

Jan 24

The abscess did not discharge as much
last night. Troubled very much with night
sweats which have heretofore resisted the
Muriated tinct. of Iron and Sulphuric acid &c
put her on R. Lec. Asell. today.

Jan 25th

Being to a disposition to vomit, and
irritability of the stomach did not give her
the oil yesterday.

Jan 27th

Found her complaining of being
weak. and a diarrhoea.

Jan 28th

Found her better. pulse good still
however weak.

Jan 29th

She is taking now and has been for
the last three or four days pills. every four hours

Calett Maf

Quinia Sulphas a a gr̄

M. ℞: pil viii

Jan 30

Complains very much of night sweats -
still taking above pills.

Caldwell's Case. (Cold)

Jan 18th

Jan 18th

Observed a depression just beneath the distal extremity of the clavicle, large enough to insert a silver dollar. Immediately suspecting a cavity, put my ear to the spot and detected amphonic respiration and resonance when the patient spoke. Examining lower down another respiration amphonic respiration was again detected accompanied by a metallic tinkling. Put him to day upon $\frac{1}{2}$ gr Calomel every 2 hours made into pills.

Jan 19th

Could not hear the tinkling to day. But in the place of it there was amphonic respiration. perfectly flat on both sides.

Jan 20

Heard tinkling again to day in the same place. Still flat over the left chest lung.

Jan 21st

Resonance on the Right and Normal respiration on the left side at the summit of the lung.

Just beneath the distal extremity of the clavicle I thought I could detect amphoric respiration.

Jan 22

Dr. Haines thought there existed a dry cavity at the summit of the left lung still taking pills first prescribed.

Jan 24

Could not hear the cavity this morning stop the pills as his mouth was getting sore and his gums tender and soft and swelled.

Jan 25

Did not examine this patient today

Jan 27

Did not examine this patient today did not think it necessary found him sitting up and looking ~~bad~~ worse and ~~looking~~ no complaining of nothing.

Jan 28

Did not examine him today saw sitting by the side of his bed.

Jan 29th

Did not examine his mouth to hear however no worse.

Sudden death in a Case after taking 15 grs of Speer's

Indianapolis Jan 22nd 1860.

Simon Raltt at 70 years. Supported by his Father to have swallowed something, and was lodged in his nose. Found him lying upon his bed, breathing naturally & well. Mustid. His natural Pulse somewhat quick

and frequent and small stools. Bowels more
 obstructive. Pain general especially in the back
 Diagnosed either the case to be continued ^{fever} or terminus
 imitation. Prescribed Cal grj about three per grains
 said not weigh them ^{Phi grj} ^{Magnesia grvj} ^{to be followed by}
 a 1/2 table spoonful of Carter's Pil. ^{to give} ^{Phi grj} ^{very strong}
 Jan 23rd ^{Magnesia grvj} ^{not to be}

Slight operations. Face more flushed. Skin
 pungent heat. Cough, dyspnea. Pulse small frequent
 and weak. Tongue heavily furred as yesterday.
 Has been up. Gapping and making ineffectual
 efforts at vomiting. Poured out about 15 grs Jucos
 and attempted to give it to him but he resisted
 this. Mother not being able to manage him
 call'd his Father who rather roughly pulled
 him up, and placed him upon his lap
 while doing this fell into a profuse sweat
 and fell about as if dead. I suspected
 something however, and left telling them to give
 him two or three cups of warm water, until he
 vomited. I had not gone 4 squares where
 I stopt by an hasty and almost breathless
 messenger to return I did so, and found
 my patient a lifeless one. What did he
 die of is a query. Was it the Jucos or the rough
 handling or was he dying when I saw him and
 did not know it. I can hardly think the Prob-

Harry Hamilton. Vaccination.
March 21st Vaccinated. Mch 23rd

" 36th Red spots large as a buck shot. No circles yet.

Napoleon

M^r Thackeray's child Marasmus

Augth 5th Boy. 3 yrs. Had been sick about a month, and was first attacked with ordinary summer complaint. Phenomena. Pulse frequent and full, small and quick. Much emaciated. Expression of his countenance and the character of his cry and voice like that of an old man. Mouth covered with ~~with~~ white, dark whitish looking patches. Abdomen tender and sometimes tympanitic. ~~Stools~~ Passages consist of small dark brown and whitish lumps about the size of peas. Large; very pale. Sleeps with his eyes half open. Prescribed R^g: Nit: gr: To be rubbed all over three times daily. Oul: Dov: gr: XVI with cod liver oil. teaspoonfull three. R^g: p: pul: XVI times daily. Half teaspoonful of Mutton S. one three times every three tea every 15 minutes alternately with the ^{same} quantity of whiskey punch (one tablespoonful of the best, to two of milk) Abdomen to be kept red with turpentine. Chlorate of Potash as mouth wash.

Augth 6th Phenomena external about as of yesterday. Abdomen more tympanitic. Passages more frequent and feculent no lumps. pap about a two quarts of urine, and half pint of feculent matter. Afternoon. Passages more feculent of gross green colour, a little at a time. Treatment as above, except dropping the turpentine as it ceased to have any effect on his skin or only slightly and pinched the abdomen with Comp: Yr: of Iodine. Tongue half clean from the tip. Evening & suspended the powder because too much stupor.

Augth 7th Mouth cleaner. Operations less frequent and ~~less~~ less green. Ceased the whiskey punch & Mutton tea, and takes now coffee with cream & sugar

Ridgely Case, Cold, Thackeray ^d Case

27

Same and rice water. Treat as before except a to the powder which were substituted for Quinine grs iv. The quinine was given upon learning that D.P. 8 or 10 every other day he was worse.

Aug. 17: grs 11
Ch. 17: grs 11

5 P.M. Voice stronger. operations by frequent. Mouth and tongue almost clean. Abdomen as before, only less tympanitic. Rejected rice water and took the Pepp tea and whiskey punch. Last night ordered a warm salt and mustard bath. 5 minutes. kept him four min in the bath.
Aug 18th 4 or 5 operations in the night, about two a tea cup full of cold greenish mucous matter with a yellow tinge. through it, in a gallon of wine.

Ridgely case (Colours)

Jan 18th

Both sides flat. still has a short cough.

no respiratory murmur. heard over the lungs. put him on 3℥ cod's liver oil 3 times day

Jan 20th

Still has cough no difference perceptible either by percussion or auscultation. Still on Cod's liver oil. 3℥ 3 times a day

Jan 21st

Distinguished a faint respiratory murmur on the left side still flat on both sides.

Jan 22nd

Did not examine skin morning.

Jan 24

No difference in percussion and auscultation says he as well as ever he was and looks strong and hearty.

Jan 25

Percussion still flat. Discharged as well.

Jan 28th walking about the ward apparently well.

Suspected Leishman of the stomach.

June 3rd

came in with a circumscribed rough and hardened space over the region of the stomach. Complaint of lancinating pains. very tender cannot bear the slightest pressure over the epigastrium. Face haggard cheek bones prominent. Does not vomit. stools natural except in colour being rather too white indicating the want of bile. ordered Iodide of Potash internally and the hardened space to be painted over with Tinct of Iodine. The roughened space is from 3 to 4 inches in length and 3 inches wide the long diameter extending around his body the other parallel with the linea alba It now resembles the cicatrix of a burn.

June 5th

Complaint of having no appetite. the swelling was thought by Dr. Shively to be a little increased. and running over to the left side. he says he cannot lie on the left side. The other appearances the same. Ordered the part to be blistered. the other treatment continued.

Thackeray case

The urine turbid. Pulse about the same. Treatment, No change. 1 P.M. Pulse 120 to 130 quick frequent & feeble. Operations about the same as to quantity & colour, thinner, and not so lumpy, as last night. Cold sweat on the forehead. Skin feverish. Takes about a teaspoonful of nourishment an hour, because of sleep &c &c interrupting the regular times of giving it. Aug 1st 4th voice stronger. Pulse very feeble, scarcely perceptible. 5 green stools. Concrete mucoid passages, a qt. of fluid and half tea cup of solid matter. Mouth as yesterday. Returned to the first powder with lip. D. P. Aug. 1st: ʒss ii Quinine did not exist, there was an aggravation of all the symptoms. did not bathe him last night. ʒss iii D. P. ʒss iii ʒss iii To: Iod: Comp: to the abdomen

Indy

(Distinct) Small Pox - Indianapolis Jan 13th 1854

Jan 13th Bennet Brooker aged 45. Full habit. Complains of no pain. Bowels regular. Face covered with pustules, dimples on the rest of the body. Breathing free, throat not sore.

Jan Treatment. Room well ventilated. Solution of Chloride of Soda to be thrown about the room. Low diet. [℞] Chal. ꝑ. vii one to be given every three hours. [℞] Alei ꝑ. x [℞] Speacac ꝑ. v. [℞] Pulv. No. vi

Jan 15th Slept well last night. Pustules stop up. ~~with scabs~~. Still ~~breathes~~ breathes easy. Has taken three powders, had a napage which his nurse said smelt very bad.

Jan 17th Slept well last night. Pustules on the face scabbing off. No sore throat. Says he is as fine as a trout. Treat: Stop the powders as they moved his bowels too freely. Still on low diet. Ordered a roasted apple for him yesterday which he relished very much.

Jan 19th Keeps well. Complains of nothing. Bowels regular. No medicine.

Jan 25th Has been rapidly convalescing. and now is well, except the scabbing of the pustules.

Remarks This ^{was} one of the mildest cases; no pulmonary, alimentary or cerebral derangement occurred, and very slight irritation cutaneous irritation.

had him wash and scrubbed and washed in Lig: Ls: Chlor
Discharge on 26th of Jan.

Indianapolis

M^{rs} Hamilton's Case, March 7th 1854.

I saw this lady for the first time, medically, about a month ago the symptoms which then presented themselves were, an anxious expression, & very nervous. ~~she~~ ~~was~~ ~~very~~ ~~sensitive~~ ~~to~~ ~~any~~ ~~kind~~ ~~of~~ ~~fatigue~~. Exceedingly troubled about her inability to attend to her household duties. Large quantities of mucus of ammonia passed from the kidneys.

Pain in the left shoulder, and also between the scapula; no appetite. Cough which was slight, night sweats. Numbness of the legs, which she describes by saying that when she attempts to draw down her legs in bed she feels as if unable to do it.

Continually thinking of her children in Baltimore.

March 6th

Yesterday my patient had spit
of blood while at church. Today I examined her lungs and found not much difference between the two sides by percussion. But upon putting my ear at the ~~summit~~ subclavicular region of the right side I detected cavernous respiration and pectoriloquy. I immediately concluded that a small cavity existed at the summit of the right lung, upon inquiring as to the character of the sputa my

101
suspicions were confirmed. I immediately
ordered a small blister and Cod liver
oil \mathfrak{zj} three times daily, and Gentian and
Cafum tea.

March 9th
Thinks the treatment doing her
good. Can take \mathfrak{zj} of the oil.

March 11th
~~Pulse, just having my watch in order. I could
not count the pulse. Tongue about the same as
yesterday.~~

March 16th
Had another nervous spell
and refused to take any medicine
~~about~~ two or three days ago. Has now
however resumed her medicine and
for the last two or three days, has been
much more cheerful. The oil was be-
gining to nauseate her, and consequently
she laid it aside, for a while.

March 19th
Much better can walk further. Looks
more cheerful converses and laughs with the
family, this change has been attributed
to exclusion from the kitchen and heat
of the stove. her cough is still harsh and
resonant, sounding as if coming through
a trap tube. has an enormous ~~appetite~~
appetite.

May 31st My patient has taken a travelling tour
and come home looking fat and hearty, but
had yesterday spitting of blood, is taking nothing.

August 2nd Dysentery Mr Gray's child Aug 2nd 1854 Indianapolis

Child 2 yrs. has had the dysentery stop several times, but not permanently. I gave it on my first visit the following

R^x Cal grs iij Warm Mustard bath night and morning. ^{R^x} Mist: Greta 3j
 Jueca grs i ^{R^x} " Krameri 5
 maps: grs 20 ^{R^x} " Kera 2
 " Pulv: sh. iv S. one every two hours. ^{R^x} " Spii Cany 3j
 " Logia Menth 3j
 " Sacch: alb: 3j
 " Mucilage Acacia 3j
 " S. teaspoonful every 2 hours until the pain ceases.

Gave her 4 more powders at evening to be taken through the night. Ordered a mush noultrie or red flau. ^{R^x} flau to be placed over the abdomen.

August 3rd: Had one napage at Day break which was more natural had three in the night. ~~Her~~ Skin natural. ~~no~~ rather too quick.

Gave her ^{R^x} Siniine grs iv
 Rhei grs i
 Sod: Bicarb: grs 1
 Cal: grs 11 ^{R^x} Pulv: iv. S. one every two hours.

Saw the child in the evening and found it had only 3 napages through the day and only slightly streaked with blood ordered it ʒj of castor oil and ʒj of Paragonic.

Aug 4th Slept better than it has for sometime. more blood, and pain in napping. Ordered ^{R^x} Cal grs iij ^{R^x} Plumbi Acetis grs
 ordered also a warm bath and mush ^{R^x} Rhei grs ii ^{R^x} Map: Sulp: grs 20
 noultrie and injections every hour ^{R^x} Jueca grs i ^{R^x} " Pulv: ʒi 1/2
 of cold water. and an injection ^{R^x} Sod: Bicarb: grs 11 S. one every 2 hrs.
 composed ^{R^x} Map: Sulp: grs 20 ^{R^x} Pulv: ʒi 1/2 S. one every 2 hrs.
 worse. ~~The~~ Father says it has been sick 4 weeks. Did not give any

Aug 5th Saw the Father on the street this morning who told me his child was better no napage in the night and the last two more natural one being yellow and the other green.

Aug 7th Slept blood. Skin natural ^{R^x} Cal grs iij ^{R^x} Siniine grs i
 to do more good than anything else. ^{R^x} Jueca grs i
 in at bed time I gave him ^{R^x} Sod: Bicarb: grs 1 ^{R^x} Pulv: vi S. one every 2 hours.
 maps: Sulp: grs 20

Aug: 8th Found him better this. the last stool more natural. Slept well. did not order any medicine today until I see him at 12 M.

Aug 10th No bloody stools. is getting well. The Father told me today he was pretty well except a diarrhea.

Stuheller's Case ~~Lassa~~ Syphilis. 103

Herman Stuheller aged 22 Born in Germany
Single. Temperate. a skin dresser by trade
Previous to this disease was a strong and
healthy man. he is of a light complexion and
has light hair. On the 1st of January he had
connection with an unclean woman and
7 days after a bubo and chancre, appeared
simultaneously. ^{with} the former being ~~about~~
at this time on the corona glandis about
the size of a pin's head. This healed
over. But the bubo after being poulticed
for 4 weeks at last suppurated, at
this time he was admitted into the
Penn^a Hospital, The swelling being
enlarged. Lime water Black wash
and powdered calomel were suc-
cessively applied. In a week after the
appearance of this Bubo another on the
opposite side made its appearance
this was lanced but according to his
account discharged no pus but blood
this bubo burrowed very much pills
of calomel were given and he was Oxy-
genized. No improvement in the sores.
Lys: Larrea Comp were then given internally
and the bubo crept with I
He continued on this treatment for 7 weeks
He now left the Hospital unrelieved
and uncured. and was placed under
Dr. Fenderling, and afterwards under

under Dr Hartagen whose care he was under for 9-10 weeks.

Herman entered the Almshouse Sept 3rd 1850 immediately after being under the care of the last mentioned gentleman. When he entered the house his groins were much ulcerated and a sinus extended from the right side ~~about~~ about ~~an~~ an inch and a half which gradually sloughed away and left a large sore. On the opposite side there was another sinus running upwards which was large enough to insert the thumb of common sized hand into.

He has not improved at all since he has been here. Since he has been here Dr. Nutt xxgrs to ℥j and xxgrs Cup: Sulph: ℥j have been alternately used Iodide of Potassa et Ext: Corii with Farsa Decoct. Iodide of Iron Iodide Potassa et Bichloridi Hydrarg: Besides these he has used externally Labanagues sol: Sulphuric solution, breast ~~water~~ water

Jan 1st

has been taking Calomel pills and his mouth is slightly touched. The groins are very tender and ^{cannot} bear the pressure of the lightest poultices. The left side is now nearly healed over except a un-
ulcerated surface along side of the scrotum which extends around the perineum and is about

an inch in extent. There is now on the Right side a large phagetic ulcer about ~~the~~ an two inches long and one inch wide ^{1/2} an inch in depth encircling the crest of the Ilium. This ulcer has grown very rapidly since its first appearance.

The diseased surface of the right side now occupies the whole of the Iliac region of that side. the ulcers vary from a sixpence to two inches in length, separated by cicatrices of old ulcers.

Jan 19 Found a sinus running from the right side across the towards the left side, above the pubis, about three inches in length. ordered a light Bread and water poultice, and the sinus injected with aromatic wine. His mouth is slightly affected by the Calomel.

Jan 20 No change. The large ulcer over the crest of Ilium seems larger. cont the prescriptions of yesterday.

Jan 21st The large ulcer on the crest of Ilium seems increasing. could not bear the poultice on yesterday so great was the pain.

Jan 22 Discovered that the sinus communicated with the penis, running therefore in this direction. The ulcer looking worse especially the large one on the crest of the Ilium.

Jan 26

The largest ulcer seems to be increasing. Cont. the last treatment.

Jan 25th

The ulcer is running down along the crest of the Pubis.

Jan 27th

Did not see his groin today, he being asleep.

Jan 28th

No change from the 25th ult, except in the sinus which is ~~better~~ filling up.

Jan 29

No change perceptible from yesterday.

Jan 30

Seems to be some disposition in the sores of the right side to heal. The largest ulcer on the opposite side is no larger than it was yesterday. Ordered as a drink, Marks ext of Sassafras an ʒi during the day with a pint of water.

Jan 31st

Hardly any change perceptible in the sores.

The treatment in this case is very unsatisfactory.

Left the ward February 1st 1851 to take the Women's Medical.

Wh. Nos. Med: 2-8th
Case 1st

came into the ward Feb 7th
complaining of pain in her legs and back.
Pulse 80th Tongue of a creamy white and
moist.

Feb 8th (Morn)

Pulse soft and about 90, skin natural
Tongue moist and of a creamy white. Face slight-
ly flushed.

Feb 9th (Morn)

Pulse about 90 Tongue cleaner than it was
yesterday. it is now red at the edges and tips and down
the middle ~~the~~ creamy white and slightly furred.
Did not complain of pain today in her legs.

Bowels mov.

Afternoon visit. 3 1/2 P.M.

Pulse 100. Complains of pain in the
stomach. The pulse was soft and only little more
than of ordinary fulness.

Feb 10th (Morn) visit.

Pulse 85 No headache No pain in back Tongue
only slightly furred. Cheeks flushed. Complained last night
of pain in her stomach ordered a core of oil and mustard plaster
found her stomach this morning with no pain.

Feb 11th

Complains of ^{cramps} pain in her legs. which I discovered was
sometimes like Rheumatism as she says it shifts
about from place to place.
This was a case of Rheumatism which resembled
a case of continued fever.

June 6th

came in today complain after a long walk in a hot sun, with pains in his bones and head and general languor.

June 7th

Pulse rather quick, face rather flushed. Skin feverish still has the pains in his bones not tender over stomach. ordered Brandy Punch ʒxxvi a day

June 8th 9 A.M. Pulse very slow and weak not more than 40 per minute. No red spots. Tongue moist, and of pinkish white colour. ordered Punch ʒxxvi again today.

News Medical

June 26

has been sick for two or three days with looseness in his bowels. No pain on pressure over the abdomen. pulse full and regular. Skin natural. Tongue slightly furred. ordered 10 grs of cal: at once. And the following powder to be given through the day cal: grs xx

Pulv: Junci ʒi
Rʒ: pulv: xx ~~Take~~ bis hourly.

Neuralgia Facialis

Indianapolis

beatua grj
Mag: Sulp: grs vi
Stratum Simp: Zi
M for Mr. Steff

Indianapolis

1853
May 16th Mr. D. Yandis. Eyes red, and throat sore. had a chill on day before yesterday. bowels not opened ~~since~~ for two or three days. ordered

Yant: Em grj
Pulo: Ipecac: Zi + grs v
Aqua 3vi
M ft: Sang

Pulse 120

4 o'clock P.M. Skin soft, and his pulse not so quick and hard, but frequent. Face flushed and eyes still red, throat still sore. has vomited freely, and bowels opened. Says he is better, but contrary to orders has been up. ordered

Pot: Picarb 3vi
Ant: et Pot: Tart gr
Ips: Ethis Acid 3i
Lyr: Simp: q. s.
Aqua 3vi
to season his food with Food: Phosphorus

3rd every ^{hour} in afternoon.

Acidum Citrici
Aqua aa q. s.

17th Pulse 80 soft and larger. Skin soft, and moist. No decayed measles spots. Tongue slightly browned. Throat still sore. Eyes still inflamed. had a slight fever yesterday afternoon. bowels open. small pimples on

his arms, but I cannot tell what they are as yet.
wants to get up. Ordered him 3℥ of the Fever
mixture every hour when he has fever,
and at other times every 3 hours. Nose bleed
this morning. 12 M. Sitting up. Pulse feeble. Eyes still
red. No eruption - except the aforesaid pimples.

15th Throat still sore, found him sitting up. Pulse very
feeble. Told me I must not call him a sick man.

4 o'clock P.M. found him out. 19th In bed. Tongue yellowish
Eyes not so red. had a nap (natural) from pills. Pulse
small and feeble. bad taste. ordered Dover Powder
tonight. and one bottle of Citrate of Magnesia.

3 P.M. Sitting down stairs by the stove the day being
cold. Pulse still weak, and feeble. Tongue cleaner.
Eyes quite bright. bowels open. No Eruption.

20 well without any eruption.

Remarks

I think the Emetic check'd the approaching
disease. It was just the minute of time to give it.

Mr Hopper see 26th page.

G.D.

Symptoms. Frequent desire to pass urine. Pain in
renal region. Continue. ordered Uva Ursi ʒi and the following
pills

Calomel	grs iii
Rhei	
Uvae	ā ā grs xviii
Ext. Colocynthis	gr vi

℥ss. M. sic. xii
one hour before each meal.

Remarks. Met a week after and said he was well, except
about the renal region. One pill operated.

Inds

George Owens June 28th

Received a blow from a brick, which caused his eyes to become much ecchymosed and ~~and~~ also cut his eye brow, about an inch in length. Ordered cold water, ~~and changed~~ at my first visit, but changed it to slippery elm in the afternoon. The parts were too tender for sewing. His pulse was in the evening full, and strong. Ordered at my first visit

Jalap grs XII
Cal grs V

as a purge. In the evening there was no operation. Gave him every three hours ~~one of these~~ a powder containing $\frac{1}{3}$ gr of Cal and 2 grs ~~of~~ ^{of} ~~the~~ ^{the} ~~same~~ ^{same} ~~kind~~ ^{kind}

July 1st

Swelling and fluxus much less, told me I need not come any more. ~~The~~ His bowels were not opened after he had taken in addition to the above

Jalap grs XII
Cal: grs V
Rhei grs V

The remarkable feature in this case was the difficulty of getting his bowels opened notwithstanding a case was taken that there should be nothing on his stomach at the time. This case strengthens me in the idea that simple measures are the best. Finding the powders had no effect he took a dose of castor oil, which operated.

Gyphus Fever. (Janel's case)
 May 1st Has been in since the 20th. Fishman, when
 entered had the ordinary ~~sym~~ premonitory sym-
 ptoms of Gyphus Fever or Ship Fever. Ordered an
 Emetic. Today Petechia have appeared on his
 abdomen. Tongue dry, skin hot and pulse frequent
 and gaseous. Ordered Punch (Brandy) ℥xxvi Beef Tea ℥viii
 Turpentine mixture. ℥j every two hours.

May 3rd
 Tongue moist. Petechia increasing in numbers.
 5th Tongue moist. Other symptoms no worse. Count. 120.
 6th No marked change.

Indianapolis Feb 2nd 1859
 Catarrhus Infantilis. Infantorum

Was called ~~this~~ last evening at 8 o'clock to see a little
 girl 9 mos. old. Fat and healthy looking child, Symptoms
 Dyspnoea, Skin hot, feverish, Cough with expectoration.
 Face flushed. Upon heat over the body, one of the neighbours
 remarked that she had alternate flushings of heat
 and natural temperature. Had two free evacuations from
 some medicine, ~~was taking~~ and had taken an emetic
 of Hine's syrup. I ordered a warm bath, and a mustard
 plaster to the chest, with directions if the feet became
 cold, and head hot to soak the feet, in a hot
 mustard bath. Sales prescribed 2 qts of Hine's syrup
 every two hours, and the following powders every three hrs

℞ D. P. ℥ss
 Rhei Pul. qss ii
 in Mole pes.

Feb 4th 10 o'clock A.M. Breathing easier. Skin natural,
 discovered that two biscuspides were forcing
 their way through. Face not so flushed.
 Had a natural passage last night. Has taken
 three powders. Slept from 11 o'clock P.M. til 1 A.M. 2 hrs. Cough about

the same. Saw the tongue imperfectly, ^{is} whitish fur. Treatment: To take the remaining
two powders, with about $\frac{1}{4}$ teaspoonful of cream of tartar dissolved in $\frac{1}{2}$ pt of
water as a drink as she was thirsty. Reddened the skin with mustard
over the breast. Ordered it to ^{be} applied again this afternoon, and another
warm bath to day. 5 $\frac{1}{2}$ P.M. Feverish, sleep. Bowels unmoved since ^{morning}

had a warm bath, and a mustard plaster on her breast.
Prescribed nothing but the bath, and mustard on the breast. I was
tempted to give small doses of Cal: Rhei & Magnesia, but did
~~not~~ as she has had only one passage to day, but did not.
Tomorrow will decide whether I was right. The Mother and Father
think she is better. Drinking the Cream of Tartar solution which she
likes. Feb 4th Skin more natural, cough looser, Had two passages one free and
the other more scanty, I saw the scanty one, and thought ^{it} tolerably
good, rather darker than it ought to be. Slept well last night.

Picking at its nose. ~~her~~ Tongue, whitish with a tint of yellow. Lies
on Yelty. Treatment continue the sinapiens over the breast as here-
tofore. To take one of these powders every two hours

These quantities were not weighed, and <sup>Cal: grss
Rhei grss
Magnesia Calc: grss iv</sup>
^{1/4 grs pulv: No iv}
^{one every two hours in milk}
therefore may be more or less than is set down. 6 P.M. Heard the Mother singing,

as I came in, and concluded rightly that the child was better. Has
taken 3 powders no operation. Coughs still, Has been much better to day,
the Mother says, requested a teaspoonful of Castor oil to be given at 10 or 11
o'clk to night, if no operation before that time. Feb 4th Slept well last night.

Had an operation soon after I left last evening, they did not therefore give
the oil. No fever. Tongue cleaner. Disposition to play. Treatment ^{Hive syr: grss iiii}
with a hip bath (warm) and the breast kept red with sinapiens of mustard
every three hours

Discovered an aphthous condition below the lower incisors & Discuspidate.
prescribed ^{Jod: Psilomas grss xx}
^{Sq: rectifed 3iv} to be used as a mouth wash,

Feb 6th ^{1/4 grs} Cough ^{at 3 o'clk} a good deal less night, disturbed its rest. Skin natural, bowels rather too
costive. Hive syrup caused it to vomit, stop it and gr $\frac{1}{2}$ of Rhei every three hours.

Feetling, ^{may} be the cause of the trouble. Feb 10th ^{Have} at see her for 5 days
cough still hangs on, think it is the teeth. Prescribed ^{Linimentum Ammoniac 3i}
^{Syr: Terebinth 3i}
^{Syr: Camph 3i}
Feb 18th Mother at the chest with her baby, nutmeg. ^{Use as a liniment, taking the breast red,}

Acute Inflammatory Rheumatism, (Emma Dixorbae)

July 3rd

When I first saw this patient which was the 2nd of July about a week ago. I saw that her wrists ~~and~~ and whole hands were much swollen oedematous and very tender, the least pressure causing intense pain. the patient is a young mother about 25 yrs of age. ordered phosphate of Amm ~~Am~~ the following. Phosphate of Amm¹⁰ a grs 5 of Amm¹⁰ Phosphas in solution. with 5 grs of Dovers powder 3 times daily. and a Liniment composed of Oi. Olive. ℥i. Canthi. Oi. Capivi ℥c for her wrists and hands.

July 4th

Much Better. Wrists very painful and swollen ordered her to rub them with ~~the~~ a solution of camphorated solution of morphia about a gr of the sulphate to and ℥i of Aq. Cam¹⁰ Jan and to take a Teaspoonful at night.

July 5th

Still much pain, in the wrists and now for the first I noticed that her feet and ankles were much swollen ordered a ½ doz leeches to be applied to each wrist and ankle. Cont the above treat

July 7th

Much Better. Can now raise her hand up. cont the above treat

July 8th

Complained of loss of appetite. ordered Quinine. Complaining of much pain in her ankles ordered Hon. p... ..

Feb 9th

Found much better. expressed great relief from the poultice to her feet. Bore a good deal of pressure upon her hands this morning.

Feb 10

Swelling the wrists most all gone can use her wrists and hands pretty well bore a good deal of pressure this morning. red spots all gone.

Feb 11th

Let up now and nurse her (blks) baby got much better on the 11th and has continued so ever since not needing any attention.

~~Aug 12th 1854.~~ Continuation of Mr Gay's child's case of dysentery. IND

Aug 12th 1854. Mr Gay called on me this morning to tell me his child had several passages of green colour, but no blood in the night. I ordered the warm mustard bath and the following ~~diarrhoea~~ ^{diarrhoea} mixture. Let that the dysentery has been checked by the following above treatment ~~very quickly~~ ^{very quickly}.

Aug 12th 1854. Is now passing green watery stools every hour which the diarrhoea mixture did not check. I gave him $\frac{1}{6}$ of a grain of acetate of lead and $\frac{1}{16}$ of a grain of morphine every half an hour and $\frac{1}{4}$ of a grain of Quinine and $\frac{1}{20}$ of a grain of morphine every hour. These powders were given at 8 A.M. and after taking 3 or 4 of the lead powder and 2 of the others the child fell asleep and slept from $\frac{1}{2}$ hour to an hour. At 12 $\frac{1}{2}$ P.M. it was better not having had but one passage in the course of the morning. Skin natural and tongue clean. No pain, but very feeble and anemic. ^{Calc. gss iij} ^{plumbi acet. grj} ^{also} ^{44 R. pul. 11} ^{some after a passage}

Aug 13th Had 3 stools, ~~with~~ in the night ^{the} ^{gr. pul. 11} ¹² ^{some every 2 hrs and at bed time} ^{Dr. J. C. P. 11} no blood, thicker and yellow. Skin rather hot pulse quick and frequent. Repeated the ^{powders with} ^{albid grj} ^{and increased} ^{quinine grjss} ^{making 2 grs in the whole} ^{the} ^{powders until I should call him the afternoon. I gave 5 grs of Dr. P. 11 last night at bed time.}

March 6th Maria Johnson's family.

This family consisted of a Mother and three daughters ages, Mother 40 oldest daughter 25 second 16^{yr} third 9^{yr} and youngest 3^{yr}. They all came directly from the ship, which brought them from Ireland.

Mother Maria Johnson

March 6th

Skin in the morning not hot. Pulse about 100. Diarrhea. Tongue moist with a white fur upon it. No petechia. Not much head ache. ordered chalk mixture

March 7th 9 A.M.

Skin about same. Tongue still moist and furred. Pulse 100. no Petechia diarrhea still. Complains of sickness at stomach. According to Nurse's Account was delirious all night. ordered Effervescent draughts to be given through the day.

6 P.M.

Pulse 120. Skin not very hot. Tongue as in morning
March 8 9 A.M.

All the symptoms about the same. no Petechia was up very often during the night. ordered Chalk mixture, and starch injection. has been taking 5 Carb. Ammonia. ordered Neph. mixture with Vin. Precas through the night. and Vin. op. for stimulus and diarrhea

9th 9 A.M. Pulse 120. Skin rather warm but not hot. Tongue exceedingly dry and hard. Complains of Headache and drought. ~~and~~ no Petechia. Diarrhea better. ordered Vin. op.

117
to be continued. Carb. Am^{ic} stop^d and Terbinth. Mixt to be given
instead. also wine glassfull of Infusion. made of

℞ Serpentaria Rad to be given three times a day.

Coptis Trifoliata ʒi

Magnesia Sulphur ʒi

6. P. M. Tongue completely moist. quite different from what it
was in the morning. skin almost natural. Ordered Ment
mixture to be given during the night.

March 13th 9. A. M.

Tongue Moist and almost Natural. Yellow
skin natural. Pulse about 80. Bowels only opened
once during the night still complains of
headache. 10. M. Tongue still very deep. No dianthaea

14th 9. A. M.

Tongue moist. The skin natural. Pulse
not more than 80. little deaf. Bowels to day
are better than yesterday. The above tonic was
stop^d 6. A. M. Not much febrile manifestation

15-16-17th

On the 15th and 16th No dianthaea but to day
has it again. skin natural. Tongue moist

18-19th

Tongue very dry. Her husband is also in the
building and she frets a good deal about him. ordered
Serpentine mixture.

March 22

Yesterday the right and as far back as
behind the right ear was attacked with
erysipelas. Tongue ordered the parts Rent met with
Lead water and wine of Opium. and Quinine and Magnesia, etc
Today found the Tongue very dry. ordered Mist Terbinth.

Fanny Johnson Age 9 yrs

March 6th

Pulse 120 skin soft and natural in the morning but so very hot with a pulse 160 in the evening. No Petechia. A Diarrhea. Not much head ache, a tolerable amount of strength. Tongue furred white and moist.

March 7th morning

Tongue moist on the edges but dry and hot down the middle. No Petechia. the other symptoms of yesterday not perceptibly increased. ordered Cal et S. Pm 6 P.M.

Pulse 160 no Petechia skin not over heated Diarrhea less. stop Calomel et Dover's Powders

March 8th 9 A.M.

Tongue moist. ~~stop~~ skin not so hot as expected. Pulse 120. Put her ^{to bed} readily and promptly when told 6 P.M. Not much aggravation of fever. ordered Neut mist with Vin Ipecac through the night. every hour

March 9th 9 A.M. Pulse 120. Skin natural. Tongue moist and not so much furred cleaning from the tip which looks red. No Petechia. No Diarrhea. No headache.

6 P.M. Skin a slight degree hotter than natural. ordered Neut mixture in the night

March 13th 9 A.M.

Tongue moist and slightly reddened

Pulse about 100 skin feverish. face slightly flushed. 10 P.M. ~~Face of~~ Face flushed. Pulse 140

14th 9 A.M.

Tongue moist and natural (little redder). Pulse 120 skin natural no stupor 6 P.M. No increase in symptoms

15-16-17th

No symptoms have occurred since the 14th that would indicate a augmentation of disease. ~~Pulse has sometimes been 120~~ She is now fast recovering. Giving reasons to suppose the crisis was 12th.

22nd

Rapidly convalescing.
Indianapolis
Continuation of Mr Gray's child's case
Dysentery. Aug 14th Change the treatment to the following
Stychnia gr ʒiʒ ʒiʒ Pulv. No 12 S. one every 4 hours and Symplic
Terri Irididi grs ʒiʒ in 4 table spoonful of water tea spoon-
ful every three hours with port wine. Dover's powder
at bed time.

Aug 16th Call in, and learnt from the Mother that the child had been getting better until some of the neighbours gave it some improper food, and the bloody stools returned I ordered a dose of oil (ʒi) Have not given the Dover's powder ~~but~~ since the 14th.

Aug 17th Had one napage since the taking the oil with a little blood. Continued the treatment.

Aug 20th Better.

Died some two weeks after this with Convulsions, according to Dr. Kitchen who attended.

[Faint handwritten notes at the bottom of the page]

Elizabeth Johnson Age 16

March 6th

Pulse 120 in the morning but 160 in the afternoon with a hot and skin. Tongue moist, and furred white No Petechia

March 7th

Skin very and and hot. Pulse 120 very drowsy complains of headache. Tongue white and furred

6 P.M. Skin not so hot. Pulse 160 Tongue as in the morning. Still drowsy

March 8th 9 A.M.

Tongue moist, and furred. skin almost natural Pulse 120. No Petechia

6 P.M.

Skin very hot, and pungent. Pulse 140. Still drowsy

9th 9 A.M.

Pulse 120. Skin natural (little hotter). Tongue moist and clearing off from the tip. No Petechia, No Diarrhea and only little headache. ordered Neut. Mixture continued.

13th 9 A.M.

Pulse 90. Skin natural. Tongue moist complains of headache. ordered Mustard plaster back of her head.

~~10 A.M.~~ 1 P.M. Face flushed. Pulse 140

14th - 15 - 16 - 17th

Has been gradually improving. yesterday had a bad cough. ordered. 12 Dry cups and Cough Mixture

Syr. Zilla

" Renera

" Sy. Morphii Pulp \bar{a} 3j

18-19th

Lays she is better this morning. Skin feels Natural.
Tongue moist and natural.

March 22

Rapidly Convalescing
Thomas M. Lunnan Case Indianapolis

Sept 23rd Aged 49. Pale. Shortness of breath, pain extending from the lower and anterior part of the right side of the chest, around the back towards the left scapula. Tight hacking cough. Flat on the right side all over. While the left was hyper resonant. The pain and ~~the~~ dyspnea was relieved by ~~the~~ six cups took ^{an} 3ij of blood. Blister to the superior anterior portion of the right side of the chest. gave ^{for pills a comb} ^{these} ^{in this case} ^{in 3h}

Sept 27th Pain shifted to the lower part of the right side of the chest much ~~shorter~~ otherwise for the last ten days. This morning came to me complaining very much of pain, and dyspnea, the pain being chiefly in the lower part of the right lung, applied 4 cups (dry) to pale to lose blood, which instantly relieved him. Cough much easier. Deeped the blister with basilicon. Continued the cough mixture and gave him

^{℞ Cal. grs ʒi} Tongue covered with a thick
^{Rhei grs x} dry, white coating. ~~Heater~~
^{Chlor. grs ʒi}
^{℞ Pulv. gentian grs ʒi} Petid.
^{" Nuxvom. grs ʒi}
^{" Colocynth grs ʒi}
 ℞ ℞i pul ʒij one every 3 hours.

Childrens Asylum April 7th 2nd Year in Blockley.
Case 1st

Elizabeth Kinicki 6 yrs old has been sick for three weeks when I first saw she was much emaciated and eat nothing. never changed position all day but lay all day with its hands by its side and on its back with its head thrown back on the pillow has been taking the following as a standing prescription.

Liq. Sarsaparilla ℥.

Pot. Iodidum

Prunus Virginiana
The treatment was Wine whey was also given every now and then in small doses. This treatment I changed to the following understanding that its bowels had not been moved for two days I ordered the following powder

℞ Hyd: chl: mite grs
Pulv Jalapa grs iiii

which was to be repeated every third day. also as a standing prescription to keep its bowels regular

℞ Magnesia Calc ℥ss

unct Lenna ℥i

℞: Cassii grs ii

Jacch alba ℥ss

Liq: Calcis ℥i ss

Take a teaspoonfull 3 times a day

The Magnesia and Lime water acting as a purge and also as absorbents of any gases which owing to the very deranged state of the alimentary canal might accumulate. Besides as a Tonic I prescribed I retained the wine whey of the old treatment.

℞ Quinice Sulphas ʒss

Lacch Alba ʒss.

℞ ℥. mil viii One every three or four hours.

April 8th

Found the child still laying in the usual posture on its back. The powder operated once or still pale and emaciated pulse very quick and feeble. Continued the treatment. Has eaten more today than before. Bowels opened twice.

April 9th

Pulse 120 very weak. Still laying on its back with the same dull and listless expression of countenance. I touched its abdomen this morning and it appeared to cause pain. The matter in the eyes collects and forms membranes over the eye. Continued the same treatment. She has been taking besides I forgot to mention a teaspoonfull of cod liver oil three times a day. ℞: Lec. Aselli ʒi. Cannot bear any part of her body to be touched. ʒiij Quotidie

10th

Found her this morning lying on her side with her head on her arm which I considered an evidence of returning strength. Her bowels not having been opened yesterday I ordered again Cal. et Colap. as before this being the third day. Pulse very quick and the skin rather hot. Continued the treatment unaltered.

Afternoon visit. The powder not sufficiently purgative ordered an injection of ʒʒ ℞: Quinice which caused a thin watery stool.

11th

The oil injection did not operate more than once. cont treatment.

14th

Bowels opened every day the matter does not collect about the eye now very tender can see every bone almost in her body she is so thin.

April 17th Appeared to be not so well. has vomited every thing she eat this morning according to the nurse account. No remarkable differences in the general appearance of the child, thinking this might be caused by the diet: ordered that it stop if the sickness cont.
19th

Day Film collecting around the eyes. Becoming thinner every day.

20th Died this morning

Autopsy

~~Autopsy~~ Cancer of Os Uteri

When I first saw this patient she was in a most deplorable condition not able to retain her water, and looking very thin and pale. The stench arising from the cancer rendered her an object of disgust to all around her. Her urine dripped from her by drops, almost incessantly. Made an

Phthisis Pulmonalis.

Nov. 17th Elizabeth Whitehead Age 25.

Saw this patient today for the first time. Eyes presented the peculiar appearance of Phthisis. Blue line around the gums. Said that she used to have sweat at night. Legs very oedematous. Cavous respiration on the left side. Very Anemic.

Nov 18th Day clear and cool, still Anemic. ordered 3℥ of cod's liver oil 3 times a day in Porter.

Nov 19th No new symptom. Change the Sol: Lec: Mell: for Calci Phosphas a remedy now coming into popular use in diabetes.

Nov 20th

Declar's herself better. appearance of the patient the same.

Indianapolis

Diabetes May 2nd 1853

M^r _____ a farmer phlegmatic, 40 years of age has been to Dr. Hatterson who says he has diabetes, does not pass much urine now. urine high colored, uneasy feeling across the abdomen temporary Paralysis in the left arm becomes giddy when exercising. His habit says his urine smells like new hay

\mathcal{Z} ij of Rad: Quapria
 \mathcal{A} q: Ferrous \mathcal{O} j

\mathcal{Z} ij ~~canan~~ ~~hour~~ before each meal into which dissolve Ferri Cit: \mathcal{Z} ij
walked to my office the day being fine and appeared well. I am indebted to my friend Hoff for this case.

Pertussis French

1754

August 8th Child 3 yrs old, has had whooping Cough for sometime. I gave it 3j of the Mixture every 2 hours.

Cal: ʒss iii
ʒss: Ricin: ʒss i
Specac: ʒss i
ʒss: Em: ʒss 1/2
ʒss: Pulv: Nori S. one every 3 hours
ʒss: Valerian
ʒss: Castor
ʒss: Myrtilla
ʒss: Myrtilla
ʒss: Myrtilla
ʒss: Myrtilla

Aug 9th The powder operated six times on the bowels. Cough better. Besides the above I ordered a warm Mustard bath three times a day. Stop the powder until the operating diminished.

Aug 10th Only Coughed twice to day. They say the child is much better. Had to stop the Mixture because the child would not take it on account of the disagreeable taste. I substituted

ʒss: Valerian
ʒss: Opia Camp
ʒss: Etheri Pulp
ʒss: Aqua Ammoniac
ʒss: Aqua Camp
ʒss: Mentha
ʒss: Sacch: Alb
ʒss: Aqua destillat
ʒss: year 100 ml 3 times a day

Aug 11th Cough's Rep. Its parents seem perfectly satisfied with the treatment. The powder have done all the good. I think, as the mixture could not be taken on account of the taste. Took the second mixture without any trouble, even smacked his lips. Is not taking any powder today.

Aug 12th Continued the 2nd mixture. Cough much better. The treatment in this case has been satisfactory to all.

James Caslin Ireland Age 7 yrs came in 4-9

April 10th Morning 9 o'clock

Tongue dry and red and gashed in the middle. very dull and stupid. complains of a numbness all over. no headache. abdomen tender on pressure. Skin rather hot. ordered Brandy Punch. ℥iij Beef Tea. ℥iij. Afternoon 5 P.M. No perceptible change. Skin perhaps a little hotter.

April 11th 12-13-14 9. A.M.

Has been getting weaker. tongue not dry this morning except in the middle. lymphatic skin rather hot. no headache.

April 15th

Tongue becoming moist at the edges. Found him this morning with one side of his face swelled. ordered 3 or 4 leeches to be abstracted from the part.

April 17th

~~Tongue becoming at the top and edges dry in the middle~~ His face is now enormously swelled. the mastic muscles are deprived of use. cannot shut his mouth. ordered the border of the swelling to be ~~touch~~ ^{paraded} with Tincture of Iodine. the swelling seems to be confined now to the two parotid glands. and the contiguous parts. ordered half the quantity of Punch and Vin. Mat. ℥iij. the face to be kept constantly wet with ~~doct~~ soaked in lead water, and opium.

19th

The abscess has broke inside the ear and matter is continually running from left ear. ~~to ear~~ ^{to ear} now open his eyes pretty well especially the right. taking ℥iij Punch. ℥iij Beef Tea and 4 ℥ Vin. Mat. Usings as above.

20th

Discharging a great deal from his left ear. His face on the left is very much swelled. Cont. treatment

22nd

The left side still much swelled. Matter pouring of his ear. ~~the~~ Tongue very dry and hot has very high fever in the afternoon towards dark melted. Flaxseed poultice to the face and the following to be given through the day.

R^e Maf Nyabang gr XII

R^e Vin Antim 3℥

Pulv: Ipecac et Opia gr ~~XX~~ ʒi

Vin: Ipecac ʒi

Aff. pulv in one every 4 hours

Loct: Bicarb ʒij

Aqua Mentu ʒij

Lyr: Simp ʒss

Aqua Ferul ʒij

Geaspurball every 1/2 hr
Vin Opia. Ca. ʒviii
Pulv tea ʒviii

along with #3 Punch and ʒviii
to support his strength.

22nd

Much better this morning can open the left eye found him yesterday afternoon sitting up in his bed eating ~~with a spoon~~ with a Spoon bead soaked in tea. The left ear discharged a great deal last night. Tongue still dry hot and red at the edges very red at the edges.

23rd

Much better to day although his face is much swelled on the left side. The matter is gushing incessantly out of his ear and also from an opening which showed itself for the first time this morning behind the lower portion of the ear. Made the opening larger and ordered the poultice again. no change in the treatment.

24th A large Core came from the opening behind the ear.

Looks quite bright this morning. Tongue red as before but much more moist.

25th Great deal discharged the external opening not much from the ear. Much better. cont. Treatment.

26th Stopt the Antimonial wine mixture. and ordered the Quinine sulphur grs xii and Potocarb Ferri grs xii every three hours. Face still much swelled on the left side. left eye entirely closed. Smells very bad. Discovered yesterday the matter running from the other ear.

28th Much better. Swelling gone down very much. May 15. Great deal discharged from the right ear. is anxious to sit up and was allowed to do so being tolerably strong.

June 8th Has been well and sleeping in the ward) Sometime for one or two weeks.

Napoleon Continuation of Dr. Riddle's case. Acute Bronchitis see 2nd and frequent. Pulse not so strong as yesterday. about 80 or 85. Skin rather more feverish. Tongue not so white and purged. Spouts with every breath as if he suffered pain. Treatment. Stopt the Antim. mixture again with the determination not to use it again in this case if I can help it. Substituted L.P. grs ii every three hours, with Ext. Hyos. grs vi every 4 hours Mustard over the breast and abdomen. He spat up two bright red clots of blood before 10 P.M. found him much easier, diarrhea stopt, no cough or pain. S. P. and Hyoscyamus have charmed him. No more expectation.

June 3rd Rather restless last night, until morning, the opium appeared to have affected him. Skin feverish, Pulse 80 full soft and easily compressible. Bowels better. Headache, Cough less frequent. Treat Special Quinine grs ipecac grs 1/2 every three hours

a Blister.

24th Tongue Moist. Lodes still upon the teeth, Skin very hot. Stupor less. Petechia becoming rather duller, Pulse 100 or 20. Continued yesterday's treatment.

25th Tongue still moist but dryer than yesterday. very thick lodes on the upper front teeth. Eyes little blood shot and half closed. pupil very much contracted. very deaf. The Petechia are disappearing. those that remain have a bluish look. Cont. Treatment. Head shaved yesterday.

26th Found him very sleepy and stupid. eyes half open when he looks at you. does not answer your questions. cannot protrude his dry and hot tongue. A thick map of lodes covers his teeth. Petechia almost gone. cont. Treatment.

27th Great change for the better. Tongue moist and easily protruded. Skin quite cool. Lodes still about the teeth. not so stupid. Pulse regular and rather full. ordered Turpentine mixture every three hours. instead of every 2 hours.

28th Not so well this morning. Tongue dry, and protruded with difficulty. Skin hotter. and more stupid. ordered the turpentine mixture every 2 hours again.

29th Does not talk any. Tongue this morning was protruded comparatively easy. which moist and coated thickly with a white coat. Skin cool. Lodes nearly all gone. cont. Treat:

30th Tongue moist, and cleaning from the tip. Skin moist and cool, Pulse regular and full. Spoken to me the first time this morning for a week or more. asked to get up. Cont. Treat: ~~but~~

May 1st Tongue clean, nearly halfway up from
the tip. Skin and pulse natural is anxious to get
up. Teeth white and mouth clean. Cont. treatment
~~except~~ ~~temperance~~.
May 2nd ¹⁸⁵⁰ becoming convalescent.

Trasker's Case

Aug¹⁴ 9th 3 P.M. Pulse about the same. 5 operations since morning, amounting
to a half trasp. ~~3~~ 3 W, not so much fluid. Mouth still cleaning. Aug¹¹ 11th
Pulse and voice better. Mouth cleaning. Abdomen statu quo,
only one papage, and much more consistent greenish
and slightly tinged with yellow. Sleep much better last
night. 12 M. Only one small papage this morning. Purged the
abdomen with Camp. P. Podine. Aug¹¹ 11th Slept until 4 A.M. when
he had four operations in succession in all amounting to one healthy
one as to quantity, better as to odour and appearance and consisted
of a dark green. Pulse very feeble, Abdomen ^{little} more swollen,
voice and mouth better. No change in treatment. 2 P.M. Pulse very
feeble scarcely perceptible. Mouth almost clean, 4 operations thinner and
more yellow. Abdomen not so tumid. Forthwith his food, advised her
not to offer it until he expressed a desire for it. 7 P.M. No operation since
2 P.M. Another repedit the same. Aug¹² 12th 5 operations (as before) Pulse
little stronger. Mouth nearly clean. No change in treatment. Aug¹³ 13th
Mouth becoming white again. Other symptoms the same. No change
in treatment. 7 P.M. Vomited a quantity of acid matter according to his
mother's account upon awaking out of a good sleep. 5 or 6 operations similar to
the above to day. Mouth ~~cleaning~~ ^{becoming} cleaning again. Aug¹⁴ 14th About as
yesterday and the day before, except had a more natural operation. No change in
treatment. 2 P.M. One operation since morning 5 or 6 small masses like washed meat.
Urine natural. Purged with Podine. Vomited again yesterday after taking the powder
has to pass now in all, ~~13~~ 13 grains will when through the last acting powder. 13 grains of hy: bit:
8 P.M. has had 4 operations to day. 3 ^{lines} ~~lines~~ dark and the morning to type dated 2 P.M. 2 stools today greenish
yellow

Acute Rheumatism - very satisfactory case in which 163 of Blood cured. (Bloodletting the remedy.)

April 20

Jos Ostback came in yesterday age 23 says he has never been sick one week, and never had Rheumatism before complains of pain in his knee joints, and in his arms had to be carried up stairs into the ward, and lifted into his bed. Found him this morning with a full strong and regular pulse, which did not correspond with his face which was pale, and also his body. This pulse was therefore inflammatory. I took immediately from his arm 163 of blood and ordered Pulv. Ipecac et Opii grss every three hours with 15 grs of wine of Colchicum every three hours (each to be given at an hour's interval).

Afternoon visit 5 P.M. Declares himself much better cannot move his legs up and down the bed.

29th Left yesterday for home much better could move his legs as he pleased before he left.

Thursay Case

Pulse much stronger. Mouth clean; again. Looking in treatment 7 P.M. had two stools = 5 today. Aug 14th 3 stools in the night thin and yellowish. Pains still present. Apthous departs still in the mouth. Give him gr. Nit. Renewed the gr. Nit. making now 15 grs gr. Nit. Aug 19th Mouth still apthous. 5 stools greenish and semiacid. Petechiae upon the back. 4 P.M. 3 or 4 stools the one almost natural. Foot pale. Apthous still seen. 7 P.M. Appears to be better had a small stool resembling gr. Nit. as cathartic in small masses as large as peas. Very restless and sleepless, appears to be suffering. Changed the gr. Nit. to day to chl: gr. Nit. et D.P. try a bit aiming from the gr. Nit. Aug 21st Was called at 4 1/2 A.M. had tossed and cried nearly all night sleeping only 2 hrs. Pulse very feeble and quick. Another change. Mouth appears better. 9 A.M. Almost constant pain in lovels. Give gr. Nit. to be repeated every two hours. Had an

June 26th W^m H. Danah's Case (Teething probably)
W^m is 6 months old. The hottest day of the season Therm: 84° at 3 P.M.
His bowels for two or three days have been irregular as to
their action sometimes not moving for two days. This morning
they were moved 3 times and in the afternoon and evening
and during the night 12 times. They gradually became
thinner, until towards the last almost ran from
him as thin as water, and almost colourless, accompanied
with much pain, causing the little fellow to twist
and cry piteously. High Fever set in about 4 P.M.
I had to walk the floor with him during the night.
His stools for two or three days have been light coloured
indicating I thought deficiency of Bile. About 2 P.M.
I gave him about gr $\frac{1}{2}$ of Calomel on the end of my finger
and about 10 O'clk P.M. gave him about 45 gts of Paregoric.
He ~~slept~~ ~~partly~~ ~~asleep~~ He fell asleep at 1.15 A.M.
and slept until 4 O'clk A.M. His skin at 4 A.M. was hot
June 27th

Awoke at 4 A.M. with a hot and dry skin, but
appears much brighter laughs and plays. Operations
much less painful and towards evening became much
better. Fed him to day on Gum Arabic water and boiled
milk with cinnamon and cloves boiled in it, all of
which he took with relish. The Gum Arabic ~~water~~ he liked
better when the Fever was on him. Have here to fore been
mixing Baker's bread dried and rolled into powder (coarse)
Thinking there might be some ingredient in this bread which caused
his diarrhea I stop mixing it in his milk. Slept sweetly all day
nearly

June 28th
Slept sweetly during the night. No operation during the
night. Skin natural. Had a good operation about 8 O'clk A.M.
Going to mix dried boiled flour in the milk instead of Baker's bread
Continued

A very interesting case!

Description of a Case that occurred at Blockley Hospital June 24 1857. Caused by eating cherries as was supposed by the patient. Patient an intelligent man,

275

June 23

Mich. Hurley aged 69 very diminutive in stature. eat some cherries this morning which caused his bowels to become very loose sent for me about 6 o'clock found him on the stool but did not see the discharge. Pulse very small, which I was ~~rather~~ supposed was his natural pulse as he walk from his room down a flight of stairs pretty steadily to me and stood pretty firm on his feet. I sent him immediately to the medical ward where he was not seen by a physician, ~~for~~ until an hour 1/2 at which time he was passing "imperceptibly" to use his own words, the characteristic rice water discharge of cholera. Also vomiting the same. Pulse very small and attenuated and feeble. beating about 60 according to doctor Shively a minute. he was ordered a gr^{ss} half a grain of morphia in a teaspoonful of Aq. Camp. and ~~an~~ half an hour afterwards 2 grains of calomel. after taking this he vomited very freely this rice water discharge. so that they supposed he had vomited it up. consequently gave him 20 grs of the following mixture. Chloroform ℥i and added hot Pepp. to his ^{to his stomach}

℥i opii Camp ℥i ^{℥i} Mustard
I saw the second time about 10 o'clock when he was at which time he was laying in a sickly kind

with his head leaning over the side of the bed seemingly unconscious of any thing around and calling by he was very restless tossing about from one side of the bed to the other. And crying out with cramp in his legs. Tongue very cold. constant thirst, asking incessantly for water. Skin on the back of the hand when clammy and over his body clammy and cold when pinched up into plects. remains so for some time without relapsing into its natural condition. complains of being very hot inside. ~~his~~ ~~has~~ ~~become~~ ~~more~~ ~~thirsty~~ ~~and~~ ~~dry~~ ~~within~~ ~~the~~ ~~last~~ ~~one~~ ~~or~~ ~~two~~ ~~hours~~. I gave him a teaspoon full of the Phloroform Mixture. before mentioned ~~at~~ 10 $\frac{1}{2}$ o'clk. still very restless Tongue and all the other symptoms about the same except the cramps in the legs which are not so severe.

Passed about a Tablespoonful of rice water discharge from his rectum. I now ordered a strong Mustard Sinapism to be applied directly to ~~his~~ the whole length of his spine, (the Mustard in direct contact with the skin) ~~also~~ the same to the calves of his legs and his wrists. Ordered a grain of Calomel to be given every fifteen minutes. and ~~and~~ an injection of starch and Laudanum every hour the first injection to contain $\frac{3}{4}$ of Yi Nii to 3 viii of starch Mucilage. the second 60 grs to 3 viii and the third without Laudanum.

11 $\frac{1}{2}$ Seems disposed to sleep. Still restless and thirsty has ~~not~~ had ~~and~~ but one inclination to stool since 10 $\frac{1}{2}$ o'clk. The cramps appear to have ceased. Tongue still cold. Skin warmer.

Rheumatism.

Phosphate of Am^{monia} ¹³⁷

Case 1st (Colt)

Nov 13th Ann Master. aged 59 has had Rheumatism 3 years. was at the time of her admission not able to walk without crutches, and cried out with pain on being touched

Dec 12th

Can bear pressure upon her limbs and can walk about with the aid of a little stick. In this case the Dover's powder was given along with the Ammonia.

Jan 20th

still retained in the ward. much relieved but not well.

Cold sweat on his forehead. Kept the Mustard on an hour. We now left him with orders for him to have a gr^{ain} of Calomel every 15 minutes and starch injections every hour until he went to sleep. His pulse has come up. the Tibial artery and the Malesus can be felt beating very distinctly.

June 24th

Found him very much refreshed, from a good sleep. having fell asleep soon after we left. ^{which} continued until morning, and thanking us for having saved his life. Skin natural Tongue however still cold. and still thirsty ordered warm tea for him to drink. and the Calomel powder through the day every fifteen minutes.

2 o'clock P.M. Tongue still cold. but he is evidently better ordered Cal gr^{ain} every hour.

Case 2nd

aged 18 came in
with Rheumatism of the shoulder and
lower extremities.

Dec 12th

Has completely recovered
and walks about the ward with-
out any trouble.

Case 3rd

... Aged 76. Coloured. came in Dec 11th

Dec 21st

Has been gradually improving
since he came in.

Jan 13th

Discharged about a week ago greatly
relieved

Case 4th

Elijah Miller, Colored, age 72 was
admitted Dec 21

Says he has had Rheumatism for 9 yrs. was in
bed one year.

Jan 17th

Complained of pain this morning in the
leg

Jan 19th

Walks much better than he did,
took yesterday 10 grs of Dox. Powd 3 times separated
which caused to sweat a great deal.

Jan 20th

Did not see him today but heard no complaints.

Jan 21st

Complains only of pain in the elbow and knee. gave him Lin. Ammoniac.

Jan 22nd

Pain in the ~~shoulder~~ elbow and left leg nearly gone.

Jan 24

Still has pain in the left leg.

Jan 27

Did not see him today.

Jan 28

Great deal better although the day is damp and raining.

Continuation of Hurley's Case.

June 25th

Found his pulse full regular and soft. Skin and Tongue natural. Complains of not having any appetite. has not had a stool since yesterday morning. ordered *Maf. Hydraz.* grv to slightly relax his bowels.

July

This patient entirely recovered and was operated for Hernia by Dr. Page. comes in afterwards.

Major Frisby's Case. Blk.

Jan 21st

Came in complaining of pains all over his body put him on

℞ Ammonia Phosphatis ʒi
Aqua ʒvi
ʒ Tablets contul 3 times daily

Jan 24

Says he is better. This is a fine day however, and it may be on account of the weather and not the medicine.

Jan 27th

Complains of a little pain to day

Jan 28

No pain. Complains to day of a cough. The day is wet, and cold.

Wh. Nos: Med:

Case 1st Emma Dixon's Case, Acute articular Rheum
Phosp Amm^{ic} et Pulv: Pica et omi. Case in the front among
the nos: medical cases, in another part of this book

Case. George Pop age 50 Blk

April 23rd Has had Rheumatism for 7 yrs. An extraordinary
large man. weighs about 250. has been often relieved
by the ordinary remedies. Complains this morning
pains in his legs can not get out of bed. ordered 10 grs
of Phosphate of Amm^{ic} with 5 grs Dox: Sand: three times a day.

April 24th Better.

" 25th Still getting better.

" 26th better, but tends over the ~~the~~ hips.

28th Sitting up and looking pretty well.

May 1st Complains of pain this morning in the old place in the hip.

Injured Ankle. In J 1854

May 30th Mr. Brown was fell down into a cellar 15 ft. Contused and cut his thro' back part of his scalp, making a cut about 2 an inch in length, and also twisting his right ankle. He did not complain of his ankle when I saw him Saturday night, but sent for me on Sabbath morning. I found the ankle much swollen and exceedingly tender. Suffered much during the night. I drew 20 leeches (American) and afterwards I gave poultice with hot vinegar poured over it, and the leeches only applied 12 leeches.

May 28th Leg swollen and tender. I dressed an blister over it today, and ^{of cal gr 1/2} ^{mor: gr 1/4} ^{grace for 11} ^{the pile, what} ^{5 one every two hours}

Was cured.

Thackray Case

9th Aug 22nd another good specimen. I. M. Massent for to see the child. No stool since 9 A. M. Abdomen tympanitic. Hiccoughs. Eyes roll under the lids, Gasping, and throat breathing. Pulse almost gone. Augth 22nd Pulse and stronger, and more lively and easier. Was given up last night for dead. Gave him as an anodyne, 77
bermicular motion of bowels seen through the cuticle. Not so tympanitic, ^{Opia gr}
Easy and without pain. Tongue coated with a dirty brownish white ^{Camp: 200} ^{the pile: to 11}
brown coat. Mouth still aptuous. Had 3 stools in his cloths. 7 P. M. Sleeping with his eyes half closed. Stools as usual. Had four this afternoon. Augth 23rd 3 stools more ^{concurrent} with yellowish streak through the opening & green. Sleeps with his eyes half open, no pain. ^{the pile: to 11}
Pulse very feeble, skin hot. Mouth ^{cleaning}. 7 1/2 P. M. High Fever, Pulse 160 Temp. 100 small

John Sharples. 9 yrs standing. (whⁿ) Age 49
April 23rd

Has been taking phosphate of Am^{id} 2 lbs his
pain is in the muscles of his limbs. when he first came in
Lukrago had to be carried up stairs. Now runs about
ward when he chooses.

April 24th still continuing better.

Inds

1853

M^r Allen's case Age 64 (about) Anxious face: had to understand.
Came to my office about 6 weeks ago Complains of
a diarrhea which he says he has had for a
year. ordered him injections, for what accor-
ding to his description I thought piles, of
cold water. and 15 gts of Lys: Ferri Præparati 3
times daily an hour before each meal. Saw
him 3 weeks after this, better Complains
of Acidity ordered Chalk. Saw again
today a month after the last visit
found him Costive. No acidity. Chalk
having removed it. According to his own
request prescribed Argenti Nitras gr^{ij}
one pil ~~every~~ and how Pulv: Opii gr^{ij}
after meals. also to use Scacia gr^{iv}
the following as an injection. ~~Acid: Nitri~~ pil: Cloviii
tion as the cold water injections before ordered did
relieve his piles or ulcers as he calls them
having as he says a yellow discharge
from them.

Acet: Plumbi gr^{ssij}

Aqua

3 viii

. M^r P^r: Upectai

John Kennedy. Art. Rheumatism. April 18th Hosp: Am^{ia} ¹¹³

A Case of Marasmus Augst 9th 1853 Indianapolis
Aged 1 year was first attack with cholera In-
fantum which was in all probability
brought on by premature weaning, and feed-
ing upon Arrow root, and Mutton broth.
The cholera was apparently checked, but
owing probably to some irregularity in
the diet, a diarrhoea set in, which
could only be checked temporarily, and
continued up to the above date. When I
first saw the child. The most striking
and characteristic symptom was the
senile appearance of the face, when
the child cried; together with extreme
in^maciation. Two lower incisors were
through.

This case has undergone mercurialism, and
Dr Woodburne ~~is~~ is now stimulating with
Port wine, and nourishing with Mutton
Broth.

Query. Was the Marasmus, caused by the cholera
Infantum. or improper food.

Thackeray Case

semi solid greenish (pinage) not so much yellow as in the morning. Mouth loose
again. Tympanitic (little) again. Appears to be easy. Stop the Brandy Punch on account
of the febrile condition; to be sponged with tepid water. Aug 24th Renewed the Punch
No pulsation to the abdomen when pain is present there. Pulse very small and feeble
Aug 25th - 26th Eyes wide open when asleep; death upon his face. Aug 27th
Pulse very feeble, ~~was~~ 9/20 at 130. Gapping every now and then, evidently sinking.
Stools not so frequent. dark colour. During the last two or three days the

October 18th 3 Case of Contusion in a child 5 yrs old.
This child was found by me, with its heel much
contused, and lacerated by a heavy bench which
had fallen upon it. There was a cut extend-
ing around the lower portion of the heel, and
a small round mass of muscle had been forced
through the skin. Thinking this had better
slough off. I applied Flax seed poultices.

Oct. 25th Stop poulticing and using Turners cerate.

There is now a healthy ulcer, with area
of a half inch, ~~cut away~~ all the slough gone.

Oct. 27th 1st Continuing Turners Cerate and the ulcer
is covered bathed in laudable pus and healing
Cicatrizing around the edges rapidly. Quicken
granulation by Lunar caustic.

Nov. 3rd Granulations had to be cauterized, continue the
Turners Cerate & Opium. General health from the be-
gining ^{very} good. Throughout this case great attention has
be paid to keeping ^{the foot} the elevated at an angle of 20°

N.B. This case was satisfactory. The wound healed nicely
and I got paid \$10 as soon as I dismissed the case

Stackey Case

foot swelled, about outside. The stools improved also in appear-
ance. Mouth worse. Refused its nourishment and other little things
it was in the habit of taking. Aug. 25th died sometime in the afternoon.
The symptoms ^{in this case} which rendered prognosis ~~had~~ unfavourable were, continued
emaciation in spite of the rich food taken. If frequent stools, and presence
of the aphthous deposits in the mouth. Continued if not increasing debility,
swelling of the feet. Venous stagnation ~~also~~ manifested the petechia on the back
and shoulders.

Cholera Morbus.

Int

Nov: 4th I was called to this case this morning found the child lying in the cradle with pale and with dark areola around its eyes. Its mother said it had been vomiting and purging for the last 2 days, which had a sour smell. The vomited matter looked like curdled milk and that passed from the bowels very yellow and tinged with greenish line. Gave Mustard to its stomach 5' as the child was only 8 Mos old and one drop of Laudanum to be repeated in three hours if the vomiting did not cease, also a warm bath. Left Cal gr ~~to be made into~~ 12 powders
 Dov: Powd: gr one every three hours
 Lod: Picab gr iij

Nov: 5th Vomiting and purging ceased, its mother said it had fever in the night. Backs well. Eyes bright, and plays with the children. Has a bad cough. Hoarse & faded. Has taken 5 powders. Ordered the remaining powders and another bath. Has had one stool.

Winnege ne care

A very obstinate case of Incontinence of Urine.

April 20 April 20th 1846. Blockley Hospital.

This patient came under my care about the latter part of last month. he was then dribbling his urine incontinently and very irritably. His trousers being continually wet and sometimes marking his way along the floor when he walked. He says he has had this constant dribbling for two years without and hours intermission, he is very weak in consequence. Before he came under my care he had been taking the Dr. Ferri Murialis 15 drops three times daily and being very anemic. and Jind's Cantharides this ~~was~~ treatment was persisted in for a long time (2 Mos) without affording him the least relief according to his account. I changed his ~~to~~ ^{to} Ferri Sulphur gr XII and also after an hour interval Ferri Potocarb ʒʒ the gr $\frac{1}{24}$ of Styrchnia

~~to~~ ^{to} Ferri pil XII ^{unus} ~~to~~ ^{to} Quatuor horae

April 21st

Last night did not nap any scarcely. There is now no wet patch ~~about~~ ^{about} his in his trousers over his privates

April 22nd

Complains this morning as he has ever since he took the styrchnia of his knees and inability to stand on his legs. Says he naped a good deal from his bladder last night by dribbling. It seems to relapse backward as he gets better and ~~apone~~ ^{apone} show a disposition to be periodical. He urine the other day did ~~not~~ affect litmus ~~at all, at least~~ very slightly reddened very slightly not near so much as my own did

on that of the Apothecary (Mr Marks) both of us being
that day in good health.

23rd Says he passed scarcely any last night. His trousers about
his privates now keep dry.

24th Did not pass any urine last night scarcely. cont
break.

25th Did not pass any urine last night. can walk better.

26th Says he passed a little last night. but not enough
for the nurse to notice when he change his
bed clothes in the morning. keeps his trousers dry
and seems to be in better spirits. continued treat-
ment.

27th Passes a good deal last night

28th Says he passed a good deal last night. Compared
to what he has done within the last two weeks.

29th Passes a good deal last night. The patient very stupid
inert. will not answer questions put to him
(don't seem care whether he gets well or not.)

30th Passes scarcely any last night. says "it comes by
spells" to use his own words.

May 1st Discovered to day, that he has not taken strychnia
for a week or eight days. nor any medicine for
a few or three days. ordered all medicine to be stopd.

May 2nd Did not pass any last night scarcely.

Syphilitic Rupia.

Sam^l Williams came July 7th 1857 with his face, body, arms and legs covered over with sores and scabs some of which were the size of an American quarter of a peculiar dark colour. And when pressed upon with the finger there appeared to be from the elasticity of the scab filled underneath with fluid. Some of them stand out from the surface of the skin, the top of an inch ~~to~~ some of the sores where the scab has been removed presents a raw chancery surface. These are applied the Red Precipitate oint.

and the patient is taking the following

℞ Pot: Iodidum ℥i	} Op Secord Larva ℞ij ℥vi per diem
Hydrag: Bichloridi grs	
Aqua ℥viii	

Tablespoonfull 3 times a day

July 15th

The scabs upon his face after having filled up (as it were) are beginning to fall off and leave sores covered with a thick yellow pus. to which I apply the Red precipitate oint. he complains of no pain any where has a good appetite.

July 17th Nearly all the scabs have fallen off and he says he is a great deal better

July 21st

Not a single scab remaining. still continuing the above treatment.

July 31

has been well for a week past

And

Infantile Convulsions. sequelae of dysentery.

March 20th 1855

M^{rs} Brewer at Little's Hotel called on me to see her child 2 yrs of age labouring under convulsions. Found the child asleep breathing natural. Face flushed with an unnatural dusky line. Had convulsions every hour, in some of the Mother became alarmed and sent for me. The bowels had not been regular natural since last summer which the Mother attributes to an attack of dysentery the child then had. I ordered an emetic of Ipecac and Tart. Emetic. and gr. v of Bro: Nard.

I also ordered mustard bath and sinapisms to the ankles and wrists. The child since the dysentery attack has been ^{peculiarly} greenish.

March 21st Much better. Left the following for the chronic

Colic	gr. i.
Quinine	gr. iii.
℞: R. i. cat.	gr. ii.
℞: R. ii. cat.	gr. iii.
Magn: sulph.	gr. ʒ.
℞: R. i. pulv: to viii	

[Faint, mostly illegible handwriting continues on the page]

Phthisis.

Cases in which the Phosphate of lime have been used

Nov 17th

E. Whitehead age 26. Anemic. Large frame, Oyster shell eye. Adungue fingers. Blue line around the gums. Legs very oedematous. Has had right sweat. cavernous respiration in the upper part of both lungs.

Nov 19th

Symptoms and feelings of the patient the same put her upon Phosphate of lime, a remedy now coming into use. 10 Grs 3 times a day

Nov 20th

Says she is better. Still on the Lime.

Nov 24

Much weaker. continued the Lime.

Nov 26

hectic flush more intense. pulse fuller and stronger. did not examine her chest today.

Nov 28th

Countenance more healthy. Skin natural perhaps a little colder than natural. Pulse soft and feeble. Same sounds heard in the chest as at first. Says she is better. Continued the powder. is much stronger. Raised her ^{up} to sitting posture with less effort than yesterday.

Nov Dec 5th

Countenance the same. Not much stronger feet very much oedematous. Yesterday there was distinct cavernous respiration on the left side

she also complained yesterday of difficulty in
urinating her water. her bladder on percussio
was found not to indicate a fulness
it was therefore inferred the kidneys
did not secrete or there was an ob-
struction in the ureters. This morning
much more despondent, she is rather in-
clined to constipation.

Dec 8th

Did not sleep much last night but ac-
cuse herself much better today looks rather
more cheerful. her urine is very dark of a
muddy brown colour and very opaque and
thick.

Dec 11

(No change in the patient to day)
Lo: Riddle's case

Dec 4th Pulse full and gaseous. ¹⁰⁰ Breathing rather short
and labored. Skin feverish. Sweat Tongue ~~clear~~ ^{reddish}
very weak. 3 operations since yesterday. The urine
appears to have made him feverish. Treat: Gout
and Quinia tea. tablespoonful 3 times daily.

Dec 5th Pulse 80 regular and little hard. Operations less frequent. Skin less
feverish. Stools yellow. Complains of pain in the region of the
diaphragm when he rises up. Treat: D.P. gr^{ss} every 4 hrs
tablespoonful. 2^{oz} per diem of the Tonic tea.

Dec 6th Pulse 60. Sweat very much last night. One thin operation.
Respiration better. Says he feels better, stronger and has a better ap-
petite. Stop the D.P. and is taking a tablespoonful of tonic tea
3 times per diem.

Dec 7th Pulse 64 regular and soft. Skin little feverish.
No operations since day before yesterday, sweat much and more so. Respi-
ration good. No pain. Slept pretty well last night. No sweat, Treat

Case 3rd Lucie Ellen Groves Age 45-

Nov 20th The symptoms in this patient indicating
Mittis are the eye, night sweats, swelling
feet, ^(oedema) and a cavernous respiration at
the upper part of the left lung

Dec 5th

Has been using the Phosphate of lime for
two weeks, without much benefit. Complains
this morning of sick stomach and diarrhea
with griping. (this diarrhea I have cause to
think is caused by the Phosphate of lime, it
being ~~an~~ insoluble in water. May also be in
the juices of the stomach. and therefore act
as an irritant to the stomach, causing
sickness, or to the bowels, causing diarrhea)

Dec 6th

Signs indicating a cavity on the left side. loud crepitation
~~over~~ the left axilla. diarrhea less; Renewed the
powders.

Diabetes Mellitus. Henry Lynch.

Has had the disease two years entered the
wards Feb 19th At this when the following
appearances were noticed. Temperament
a mixture of the bilious and phlegmatic
Large frame. Broad face and features large
Face pale, Muscles flabby. The first complaint
was that of excessive thirst and incessant
voiding of urine. I desired him to pass some
into a bottle which he did without the
least effort about 3vi of clear white urine
which upon being shaken up a thick white

foam, collected upon the top, which re-
mained some time, the odour resembles
apples or new mown hay, or limes. Sugar
in great quantity was detected by three
different tests. Before he came ⁱⁿ said he vomited blood
July 21st

Complains of pain in his breast and
small of the back. Said every thing tasted
sweet, gave him some very sour vinegar
which he said tasted sweetish, which seem
to like, said he "could take any thing like
drink no matter how bitter it was," these are
his very words, Ordered his drink to be made
one third vinegar. Plenty of meat which ^{he} craved
a wine glassfull of an infusion of ~~Colony~~
~~and~~ Gentian in which 15 gtt of Tinct: Ferri
Muriatis was mixed and given 3 times
a day. 10 grs of Dover's powder at night.
paped about 2 gallons last night.

July 22nd

No sleep. vomited blood, complains of
nausea after eating paped usual quantity
of water last night. The Dover's powder was not
given last night. Same treatment as above to be
continued.

23rd

Took Dover's powder grs X but did not sleep much
better. paped usual quantity last ^{night} which
the nurse said had spots on it as
thick as beer. Took some salt and water
to check hæmatemesis. wants his meat half
cooked. Cont. the above treatment.

Feb 24th

No change still complains of burning heat in the left side. cont. Treatment.

25th

Better. Did not nap so much water. did not complain of the burning in his side slept better last night

26

Slept well last night. but complains a severe burning at the cardiac region could not detect anything abnormal there ordered a blister for the pain. As he said it always did him good. cont. Treatment.

March 13th

Up to this time the patient has been alternately better and worse. often complaining of dizziness vertigo and burning at the cardiac region. about the first of March the Quassia was substituted for Gulian. rest of treatment same. The treatment is now entirely changed

Liq. Assenicolis ℥ii except the ~~or powder~~ of
Ammonia Hydrosulphas grs xx Night
Fuch. Hyoscyamus
Spt. Lavandula ℥āō ℥i

Infus Diosma ℥viii

Tal. n. m. p. 3 times a day

March 13th

Complains of weakness in small of back wind upon his stomach which he says takes away his sleep. Quantity of urine still lessening paper now about half the quantity he did at

first. the patient is still kept upon the ¹⁵
old treatment. Jaupia & Doves powder, ¹⁶
the new medicine not obtainable
besides the medicine he is kept as strict-
ly as possible on meat diet still pours
down him immense quantity of water
drinking sometimes seven quarts in 24 hrs
March 14

Complains this morning of pain in region
of the kidneys, which would not allow me to
sleep upon this part ordered 6 cut cups.
continued the treatment

March 20

Does pass as much urine, spat up blood 3ij
lost night

March 30th

cannot keep head from him but
notwithstanding much better.

~~Di.~~ Gonorrhoea, Indo

Jan 10th

1854

Penis very much swelled, especially the ~~Corona~~
Glandis. Meatus urinarius extraordinarily large.
~~Balanitis~~ A large prominence below the Corona Glandis
on the posterior portion of the Penis.

Treatment

cold water injections, 2^o daily ~~and~~ succeeded
by ^{an} injection of Nitrate of silver 5 grs to the 3j

Jan 12th

Had Chordee last night, which would awaken
him out of a sound sleep, ~~when seized,~~

March 10th her pulse was 120. Skin beneath
Tongue whitish and pined slightly ~~to~~ pain
in the left side, and right thigh.

March 10th

Took besides what I gave her a
dose of castor oil, and when ~~she~~ saw her
found her passing thin watery stools.
Pulse 120. Tongue whitish and pined. I left her
yesterday some cal: and Dover's powder
and this morning found she had taken
all except one. Did not order any
medicine to day.

4 P.M.

Finding she had griping pains at stool I
ordered her

Cal:	grij.
Dov: powd	gr XII
Morphia	grj
M: pulv:	XII

 one to be taken every
three hours

March 11th

Pulse quick and frequent. Tongue as yes-
terday; has had no passage since bed time
last night. Complained of ringing in the head
and "crazy" feelings last night. Which I attribute
to the morphia and Dov: powd: together. Sweat
last night. The only symptom I dislike, is the pulse,
which is too frequent, and quick. Stop the powder
is taking no medicine now.

2 1/2 O'clk Pulse softer says she is better.

March 13th

Pulse hard and quick, 100. Tongue as yesterday
white and pined. Complains shortness of breath. Slept toler-
able. Stop the powder for fear of salivation.

March 14th

Pulse softer and more regular. Had shortness of breath in

the night bowels inclined to be costive. Hearing
the dyspnoea indicated water in the chest I
ordered her Cal: and Morphia. Cal: gr^{ij}
one every three hours. Morph: gr^{ss} $\frac{1}{4}$ &
Attⁿ Pil: No 8

March 15th

Pulse 110 hard ~~and~~ full and quick.
Slept well. Less dyspnoea. Bowels free took 3^{ss} of
oil.

March 16th

Pulse softer and less frequent about 80
or 90 per minute. Bowels regular. Tongue cleaner
ordered for her Juniper berry tea and cream of
tartar. and nothing else.

March 17th

Pulse 80. Skin natural. Face brighten. Bowels
regular. Complained of a gristle rising in her
throat, when she has these weak spells.
continued the tea.

March 18th

Pulse more regular, and softer. Tongue whitish.
Skin natural. Slept well. Bowels regular. Urine
~~deposits~~ opaque and deposits a whitish
precipitate, which was dissipated by a slight
heat. ordered the tea continued and added
a tonic tea. Gent: & Columbo

March 21st

Pulse 100. ^{soft & full} Skin moist. Bowels regular
Tongue much cleaner. Good appetite.
strong enough to sit up a little while by
the fire in a chair. cont: the treatment

March 23rd

Pulse quick and strong. Tongue clean

Bowels regular. tells me the tea prevents her fainting spells. Only taking the Tonic Tea at present.

April 7th

Has been since the last date getting alternately better and worse, being attacked with dyspnoea at times so bad as to prevent her lying down. Has not been taking medicine regularly, Cal: & Sweet Wood seem the best thing for ~~her~~ found her this morning not able to lie down and her breathing very short.

Gave her
Elatin grj
Cal: grviii (M ft. pil: viii)
Galap: grxix
Rhei grxx

This patient ~~did not~~ ^{did not} ~~make~~ ^{make} purging with the ~~still~~ ^{still} ~~progr~~ ^{progr}. ~~Done this will be~~ ^{Done this will be} ~~working~~ ^{working}.
Secondary Syphilis

Aug 13th 1854

Age 24 contracted a chancre and lubs some months ago. Has swelling of the submaxillary and glands, and ~~also~~ excoriation of the side of the Tongue (Stomatitis) prescribed Pot: Iodidum ℥ij also Ung: Iodidum
Aqua ℥ij also " Hydrarg. an ℥ij
Teaspoonful 3 times a day
also Hyd. Bichlorid. grxii
Aqua ℥iv
M ft. Mouth wash.

Lo: Middle Care

Sec 7th Cough less frequent and purulent expectoration in small masses. Treatment. Tonic tea, table spoonful three times daily. Sec 8th Pulse 72 Skin little feverish. Cough better. All say my patient is better. Slept better. Feels stronger. No uneasy symptoms. No operation since day before yes

Ulcer of the thumb resulting from exposure after
 being lanced for Feltin.
 Oct 12th Perry (Fishman) 43; 45 Full habit, sanguineous,
 sandy complexion. Had his thumb lanced for Feltin, and
 used a bit the same day, when I first saw him, his
 thumb was much swelled at the ball, and a
 large ulcer (new) with its middle filled with
 slough, ordered a bread and milk poultice.

Oct 14

Has been poulticing, and this morning I took
 away a part of the nail in removing the slough
 ordered the poultice again today.

Oct 17th Slough, all away, and the ulcer presents
 a healthy appearance, ordered him to keep a
 piece of lint spread with carbonate of lead Cerate
 ℞i to the ℞ii. Brought the edges together with sticking plaster.

Oct 20th Has been using the above cerate, which has caused
 the ulcer to exude a great deal of pus, without apper-
 ring to hasten the granulating process. I sprinkled
 powdered rhubarb over one side and Calomel over
 the other, and did not use the lead oint: did ^{not} remove the
 strips.

Oct 21st Strips still on, no union appears to be taking place
 between the opposite sides, reapplied the powdered rhubarb.
 Still using the calomel, as the side upon which it was applied, indi-
 cated no improvement the next day. The ulcer does not exude near
 as much pus as when the Lead oint: was applied.

Oct 22nd Took the strips off today, and found much im-
 provement, reapplied them and the powdered rhubarb
 on 23rd did not come today, I suppose he thinks he is well
 now, his thumb was doing finely, though not well yet.
 Thinks the Flyseed meal poultice done him most good.

Oct. 30th Still hanging to the doctor, though much better
touch it occasionally with nitrate of silver, and still
applying strips of adhesive plaster. Much smaller,
and a great deal less painful.

Continuation of Mrs Hamilton's Case And

Jan 14th 1854.

Mrs Hamilton's cough commenced troubling her
about a month ago. Had a conversation with Mr Hamilton
last night, who told me he thought I was correct last winter
but now thought it was not so; but thought it was her
liver and not her lungs. When I look back upon my
course, ~~was~~ in this case. I repaid myself with rashes up
in venturing a opinion. I paid too much attention to a
Hæmoptesis she had one Sunday at Church, and her
own description of symptoms without seeing them my-
self. I am a good deal staggered this morning. Another
thing that enabled me to express an opinion was
the appointment good effects from Cod Liver oil. She
has asked me to get her some more to day.

Jan 23rd Has been taking Cod's liver oil in Porter tea several
times daily, felt relieved immediately. Still has cough
& easily depressed. Was shown a small red line extending
from along the outer edge of the nose bridge as far as the
root, described the pain in it, as stinging and burning.
I told her the nerve was inflamed at least the neuro-
lemma. Coughed several times in my presence rather
severely. I can see a great difference in her cough.
She is much pleased with the oil.

Feb 7th Is still taking the oil, finding it very beneficial to her cough.
The cough increases every time she neglects taking the oil, and is
immediately relieved upon resuming it again. There are several
circumstances in this case which puzzle me, and at times, make me

wish, I had not returned an opinion, and then again I
discover symptoms which fortify me in my former and
first impression. The symptoms or other circumstances
which stagger me is the fact of her not losing flesh
and as she coughs most when excited, I am inclined to
think her cough sometimes purely nervous, although the
excitement would produce the same effects in some cases
of Phthisis. Mistaken or not in my diagnosis there is great
relief from Cod's liver oil. I still retain her open to my
first opinion, her husband's arguments to the contrary
notwithstanding. She maintains and defends my opinion
on all occasions. It has not now been a year since
my attention was first called to her and she looks now as
fleshy as then. Whether the Cod's Liver Oil has been
the preserver of her habit flesh I cannot say, very
likely it has. Lo: Riddle's case
Dec: 8th Lo: Riddle's Disposition to sleep all the time. Treat
Tonic tea and Beer, about half pint per diem.

In 20

123

Call Hemoptera, M. Hoelwyn (Hittner)
 May 6th Found him sitting by the side of the bed
 with a chamber in his hand into which he every
 now and then spat mouthful of blood after coughing.
 He had been walking and was attacked
 when about a mile from his house. Thinks
 he spat up 3 pints. Upon inquiring into
 his case I concluded he was labouring under
 Phthisis. He said he had lost much sleep
 has had the cough for sometime, Night Sweats
 dyspnea, and oedema of the lower limbs. I found
 that the Hemoptera had stop in a great measure
 but ordered him to keep on his back and
 quiet, and to take every half hour
 and a teaspoonful of the following every two hours.

Acet. plumbi ʒij
 Morph. ʒss
 Spt. Ferulic ʒss
 Sinc. Ling ʒij
 Lact. Albi ʒij
 + Quia Menta ʒss
 + Quia ʒss

Called at 7 o'clock 5 hours after and found
 him without any symptoms. Left a ʒss of
 powder for him to take at bed time.

May 7th Pulse full, and slow and easily compressible.
 Spat up about 3 ounces last night. Ordered him to
 take every hour ^{Acet. plumbi ʒij} ^{Morph. ʒss} Look about 30 ounces
 by cupping and ordered a blister over the part. Thought
 several times of bleeding from the arm but thought his pulse
 too compressible and gaseous. Found dulness over the sub-
 clavicular region of the right side, and also over the mid-
 dle lobe of the same lung. Vocal resonance very dis-
 tinct on the right side, immediately under the
 clavicle, and also over the left lung at the upper and
 middle portions. Spat the day without spitting any more
 except some small coagulated clots. At 9 o'clock P.M. found
 him labouring under great oppression and spitting a quantity
 of red and ten clots, the size of 20 to 30 pins. Pulse was full and

Cod's Liver Oil (Oli. Rubrum) in Phtlicis Rheum &c
Case 1st Mary ^{Mooney} ~~Case~~ Case. 15

Feb 6th 1857.

Had been in the ward some time, very thin
Pulse small and hard and about 100. Spittle comes up
in small flakes with a mixture of frothy expectora-
tion. ~~But~~ Flat on both sides when percussed. Sound
at the summit of the Right Lung as if there was a
cavity as large as a dollar or larger. ordered
Cod's liver oil ℥ʒ three times daily.

Feb 7th

No change in the above symptoms. Cod's liver oil
made her sick. stop it.

Feb 8th & 9th

~~Spittle does not come up in flakes so much.~~

On examining her spit cup did not see the little flakes
that I have seen heretofore but a mass of frothy white ex-
pectoration like that of Beer. ordered her a ℥ʒ of Cod's liver
oil in a wineglassfull of Porter 3 times daily. She says the same

Feb 10th Morning

Found this morning a gain complain in cramps, other
symptoms the same as yesterday. The oil nauseates her
stomach. Did not show up the oil today ordered ℥ʒ in wineglass of Porter

Feb 11th

Made very sick (believed by the oil.)

Continuation of Wm^o N Danach's Case.

June 29th Is now sleeping sweetly in his cradle having fallen asleep without any coaxing. Drowsy all day and petfull. 4 stools two last greenish and greenish white lumps.

June 30th

4 operations first Greenish mucous, last three more natural being yellowish. No Fever. Boy's more than usual. Drowsy. No medicine to day. Has had more exercise in the fresh air, riding in his little wagon.

July 1st

4 operations about the same as yesterday with the exception of Greenish mucous stools. Appears well except being too thin and too frequent stools. No sign of teeth yet.

July 2nd 4 operations, Still thin and mixed with mucous, yellowish. Very thin as to his body. Not so petful to day. Good appetite. Slept better than usual last night. No teeth yet.

July 3rd 5 operations Mucous, and thinish. In good spirits all day. Sleeps as well as usual. No teeth as yet.

July 4th 5 operations. Have been feeding him a watery solution of Arrow-root as we could ^{not} get milk. Took him riding morning and evening. In good spirits ^{has not} pulled and bit at things so eagerly. No teeth.

July 5th 3 operations. Feeding him now on boiled Flour and milk. Still thin otherwise well. Had two good rides morning and evening in his little wagon, which seems to do him a great deal of good. No teeth nor perceptible prominence of the gums.

July 6th 4 operations. Rode in his wagon in the afternoon. Good appetite. Sleeps well, and appears in good spirits. No teeth nor swelling of the Gums. Passes water more than usual.

July 7th 4 operations thicker than yesterday. Thin and pale.

Case 2nd Mary Burns.

109

July 6th

very thin. Pulse small and hard about 65 yrs age ordered ʒʒ of cods liver oil 3 times daily. That upon her upper head a sound resembling air rushing into a cavity at the summit of the left lung.

July 7th 18th

No change stop the oil as she became very sick

July 8th

She says she is getting better. ordered ʒi of ipec; stelli in

ʒij of Poter 3 times daily

July 10th

oil sickened her, and caused her to vomit the last dose (3rd) up. ordered ʒʒ three times daily in Poter. Day she is better ^{with some cough}

July 18th

Examined her chest today, found the same symptoms of cavity that were first noticed. Continuing the Cods liver oil as heretofore.

July 23rd

Baby 5 days old. Ind's

Was spending the day at M^r Namiltji's in the country when M^r Keely requested me to see his babe. 5 days which he said was dying. Found a puny baby, which would weigh I suppose 5 lbs lying with closed eyes perfectly motionless. Bowels very loose, running almost incessantly. The Father had given it a dose of cordial which I suppose ~~was~~ was the cause of the stupor. Head & feet bathed or rather soaked in a rather warm water, and had its spine and lower extremities rubbed with flannel. This appeared to revive it, for a short time. Ordered 15 drops a solution of Borax, a piece as large as a Beech nut dissolved in ʒij of water. I ought to have said Mother's milk ʒʒ.

Called next day and found the child better without my receipt.

Matthews Case

April 14th 1857

Flat on both sides. on the left. Cavemous respiration.
a man of very large frame, has been taking a 3℥ of cod liver oil
three times daily for 6 wks.

14th

Not so flat; when he speaks the chest ~~resounds~~
resounds. Expectoration bloody and watery. Dulness
of sound over the heart. Can hear respiration very
distinctly over the cardiac region. caused him
to walk up and down the ward about 5 minutes
as fast as he could, which was not very fast however
as he was very feeble, and then listened to his heart.
it seemed to beat faster and the sound was
very dull. could not be seen beating outside
unless the finger was pressed upon it which it
raised up feebly. This seemed to me to be caused
by debility. it also beat very quick.

23rd Found him today in bed complaining of his throat
at night. having had a very profuse one last night
he is weak to get up.

25th

Sitting up today.

John Hamilton's case (a victim of Homoeopathy)
John is about 12 or 13 years of age. Nervous. Billis Languiens temp,
hard to say which. ~~the day~~ Active mind. About the first of April
(1856) on a rather warm day, (according to his mother's account)
he was splitting wood in the open air, and becoming heated
took off his coat. Sometime the next day complained of
pain in his right thigh. They tampered with him
for about a week, with home made remedies, and
still becoming worse, and sleeplessness coming on.

69

Exeter, August 1st 1854

along with delirium they sent for a Homoeopathic who fiddled and fooled with him about a month and came to the wise conclusion that was beyond the reach of Homoeopathy and requested his discharge. This case after passing through all the stages of inflammation suppurated and an abscess of the thigh succeeded. Dr Bobbs and myself opened the abscess in two places and both are now discharging matter. The pus which was very thin and watery. Chloroform was given with the happiest result. Dr. Bobbs ordered rich ~~and~~ and nourishing diet, and poultices to the thigh.

May 9th

has changed his physician Dr. Womburg who has lowered his diet. I am afraid to his sorrow.

May 29th

Has been kept close to his room which is badly ventilated. incessant discharges from his thigh from both the upper and lower openings

Lohn died ~~at~~ sometime in June or July of sheer exhaustion from the purulent discharge.

Case of Mr. Warner.

August 10th A young man, 20 yrs other abouts. Fever, Bilious. When first seen had been suffering with diarrhea two or three days. When I saw him, I found his pulse full and very compressible. Tongue furred, and of a dirty white colour. Co^o stools a day, of a watery nature.

Prescribed Cal. gr. ̄ every two hours. *Plumbi Herb: gr. ij* after every *Morpi: pulp: gr. ̄* papagen.
Pul: picea: gr. j
Morpi: pulp: gr. ̄
Op: pul: ̄

August 20th Tongue still very much furred, and keeps his bed. Diarrhea stops, in a great measure, though his stools are still thin, but their colour is now yellow. Two or three days ago I gave him Cal gr. ̄ every 3 hours. *Pul: Doveri: gr. j* Since I have given him no medicine since. His appetite is very scant and he is I think all the better for it.

August 25th Has been gradually improving since the ninth day of the fever. Today his pulse was soft and regular about 80 per minute. Skin soft and natural. No operation of the bowels for two days. Has been taking for the last two or three days a teaspoonful of the following mixture every three hours, except to day, he now takes it every 4 hours.

Liq: Amice Acet ʒi The Paregonic was added
Tinct: Cinchona ʒij to check a diarrhea which
Etheris Sulp: Comp: ʒi he had.
Tinct: Op Camp: ʒi

August 26th *Op* sitting up, eating his breakfast. Pulse soft and rather quicker than yesterday at the same time. Tongue cleaning off. Skin moist and natural temperature.

August 27th Was up yesterday walking his room. Tongue cleaning rapidly, nearly clean. pulse at 9 o'clock 90, *Op* opened once daily. Skin natural. Expector natural.

April 28

Age. Much emaciated says he has only been confined to the House 3 Months. Very flat on both sides of chest. Night sweats, oedema of lower extremities. Phthisis eye. ~~order~~ can scarcely walk. but manages to walk easily and slowly about the ward, ordered a Gallspann full of Cod Liver oil in North 3 times a day.

25th

Found with his clothes on but very weak. detected either an ~~and~~ enlarged Bronchii filled with mucous or a cavity at the summit of the right lung. Feet very oedematous, ~~order~~ no change

Continuation of W^m H. Hanach's case.

July 8th 2 operations. Health good except to thin and pale.

July 9th 1 operation. Dr Dr Dr Dr Dr Dr

" 10th 4 operations Dr Dr Dr Dr Dr Dr

July 20th Had a high fever was very restless. Head and superior part of his body hot and acrid. while the feet cold vomited up his milk several times done well up to this time. Allayed the vomiting by a little peppermint and Paregoric. Bathed his legs in a hot Mustard water which appeared to relieve his head and break the fever. Repeated it before bed time and he slept the second night naturally and awoke well.

June 1st 1857 Vaccination.

W^m Langh age 5 months, in good health. Nervous Temp: ~~Normal~~ ^{Anemic} Complexion. was vaccinated at 10 A.M.

June 2nd The punctures a little redder. No areola perceptible. No fever. No perceptible deviation from health.

June 4th The former vaccine did not take and had to revaccinate him.

June 5th No perceptible change

June 6th *Idem* These failures I attribute to my not drawing enough blood, having only produced a slight redness.

June 1st day 6th Revaccinated for the third time. Took a little more blood

June 2nd day 7th Faint blushing areola.

June 3rd day 9th Areola extending. Vesicular elevation perceptible. Ring of small vesicles surrounded by a faint and narrow areola. No constitutional disturbance.

June 4th day 10th Vesicles have united and become one large one. More elevated. Areola not much altered either as to size or colour.

June 5th day 11th Vesicle ^{wider} larger and more elevated. Areola not much different. No Constitutional Symp.

June 6th day 12th Vesicle becoming more ^{silvery} ~~yellow~~ and elevated. Areola about the same. No Constitutional symptoms.

June 7th day 13th Vesicle more developed having a small particle of encrusted lymph in the Centre. Commencing to pit. Areola 6 times longer and redder. ~~No Constitutional~~

~~symptoms~~. very painful the after part of the day. No change except the vesicle more elevated and ^{not as} ~~more~~ duller white not so silvery. The pit more marked.

June 8th day 14th Areola now wider, commencing to fade. Vesicle changing gradually

very fretful, maybe on account of the heat

from the centre into garnet coloured scab. ~~Constitutional symp.~~

June 16th 10th Day Asclea still fading. The garnet coloured scab has encroached so upon the vesicle as to leave a vesicular ring around it, has also become more deeply coloured and dryer

June 17th 11th Day Asclea almost disappeared. Scab taking the place of the vesicle. Assuming daily a more decided garnet colour.

June 18th 12th Day Asclea entirely gone, also the vesicle, nothing now remains but the scab, which has not yet began to loosen.

June 19th 13th Day Asclea and Constitutional symptoms all gone, I mean Restlessness which makes him fret and cry through the day. Scab still tight but show a disposition to separate from the surrounding tissue in which it is imbedded.

June 20th 14th Day Scab still tight and drying fast.

June 21st 15th Day Scab still tight. Appears perfectly dry, except a little oozing from the centre.

June 22nd 16th Day Scab still tight loosening around one edge. A little oozing from the centre.

June 23rd 17th Day Scab drying, and shrinking.

June 24th 18th Day Scab much smaller.

June 25th 19th Day Scab still shrinking, and tight

June 26th 20th Day Scab still tight and smaller.

June 27th 21st Day Scab still tight, begins to raise up. More compact.

June 28th 22nd Day Scab loose.

June 29th 23rd Day Scab lost, was lost some time in the night. Not yet visible in the scar as yet.

N.B. On the 13th Day the Local and Constitutional symptoms were at their Acme.

Diarhea

Jan 21st 1854. I was attacked with ordinary diarrhea and made myself some pills containing Acet: plumb gr^{ss} which I took every two hours. Not regularly however. No good ensuing I changed them for the following

Mixture Tinct: Catechu ℥i
Cocta Preparat: ℥ss
Tinct: Opi Camp: ℥i
Tinct: Cinnamon ℥i
℞: Teaspoonful every hour

Jan 23rd

Worse. Stools like serum and mucous. For 4 a day. Dieting strictly. Water and Tea & Rice

Jan 25th Finding these remedies useless, I abandoned them, and thought I would try Tinct: Muri: Ferri. Not having a very good reason for so doing, as my mind was very imbecile at the time

Jan 27th In addition to the above. I gr^{ss} VIII of D. P. twice before retiring. After taking the Iron a bout a ℥i all together in 3 doses. (More or less) I took upon retiring. gr^{ss} VIII or X of D. P. I did not weigh it. Almost immediately upon taking the D. P. I felt sick, and had difficulty retaining it. As soon as I laid down up it came with the, I think, Iron from the acid taste.

Jan 28th

I concluded I was not treating myself right and that Cal: & Rhei was indicated I accordingly took the following. Cal gr^{ss} iii.
Rhei gr^{ss} vi.
D. P. gr^{ss} vi.
℞: ℞ Jul: No XII. S. one every hour
Almost immediate relief
and change in the colour
of stools.

Jan 29th Much better. took now Cal: grs VI. 175
~~Rhei grs VI~~
D. P. grs VI
M. Ft. pil XII Sone
every hour.

Jan 30th Convalescent. took now Quinine grs VI.
D. P. grs VI.
M. Ft. pil: No XII
S. one every hour

Jan 31st Well. No operation since day before
yesterday 2 days and a half. Had one
this evening making 2 days and a half.
I thought I should not taking any aperient
but let Nature do her work. I was right
May I always do so.
"Natura sanat"
"Medicina curat" I hope
will be my motto.

P.S. Astringents were the stumbling blocks
of nature in this case. Cal: Rhei Quinine
and the small doses of D. P. the adjuvants.
I consider it very important to notice, that there
was no symptom on the tongue, eyes, skin, or pulse
indicating Hepatic torpidity.

Return of Diarrhea after almost a year
Monday Dec^r 13th Was attacked similar to the attack of last Jan^y. Riping
pains at night, with operations sometimes almost natural as to
colour & consistency but small as to size, and ^{at} other colour good but
consistency too mushy. Was troubled most a night, 2 operations
at night. ~~Dec 15th~~ I attributed it to crabs, but may
be mistaken. Painful Colic, with smarting of the sphincter

Have taken no medicine or altered my diet. Sometimes a
 month or thereabouts was attacked suddenly with sick
 head, during which I vomited bile all night. No symptoms
 of hepatic torpidity as before. I suppose I have 5 or 6 motions
 in the 24 hrs. Dec^r 17th Diarrhea not getting any better, I took ^{Colic} ^{in grip} ^{in grip} ^{in grip}
 one every two hours. ^{beginning} after 2 hours after meals. No change in diet. Dec^r 18th Operations
 much thinner & more bilious attribute it to the medicine, took 7 pills
 = 3 grs of each. Gripping about the same. No difference ^{experience} except
 as to colour & consistency of stools. Intend taking ^{Leimule gri} ^{Pulo D. P. 72}
 4 or 5 operations in 24 hrs. Attending to my ^{Colic} ^{in grip} ^{in grip} ^{in grip}
 alteration in diet. Dec^r 20th Took 3 pills of the last sett; ^{but} had to
 stop because of the gripping and frequency of operations being no less
 than before; did not take any medicine yesterday and to day am
 much better. I think the first pills unloosed my bound up
 liver. If I had taken astringents as I did last year at
 this time, I think I should have had the same difficulty.
 C'est tres neccessaire, pour le Medecin, d'estudier
 beaucoup, beaucoup, la Nature, en guerissant
 les malades. Il lui faut, l'estudier avec l'
 oeil medical, et ne se ^{non} ^{laisser} ^{point} ^{de} ^{détourner}
 en routes charlatanneries. ^{de} ^{l'observation} ^{et} ^{la} ^{patience} ^{pourront} ^{vous} ^{guider} ^{par} ^{dedans}
^{les} ^{se} ^{retraites} ^{de} ^{son} ^{laboratoire} ^{le} ^{labyrinth}.
 C'est tres neccessaire pour ^{les} ^{medecins} ^{d'aujourd'hui} ^{d'arriver}
 de monae

G. M. P. 172

MS

B

324

v. 3

