

WBC
5387a
1885

DR. SCHÜSSLER'S
BIOCHEMICAL TREATMENT

NEW TRANSLATION OF 12TH GERMAN EDITION



NLM 00100965 1

SURGEON GENERAL'S OFFICE
LIBRARY.ANNEX
Section, _____

No. 166767.

3-1639



50

An Abbreviated Therapy.

THE BIOCHEMICAL TREATMENT OF DISEASE.

BY
DR. med. SCHÜSSLER,
OF OLDENBURG.

TWELFTH EDITION, PARTLY REWRITTEN, WITH APPENDIX
CONTAINING CLINICAL HISTORIES.

TRANSLATED, WITH THE ADDITION OF A REPERTORY,

BY
J. T. O'CONNOR, M.D.,
Late Professor of Toxicology and Materia Medica
in the New York Homœopathic
Medical College.

LIBRARY
SURGEON GENERAL'S OFFICE

JUL 20 1899

166767.

PHILADELPHIA:
F. E. BOERICKE,
HAHNEMANN PUBLISHING HOUSE.
1885.

WBC

S387a

1885

FILM η° 2966, $\eta.2$

Coyprighted, 1885, by F. E. BOERICKE.

PREFACE.

MOLESCHOTT, Professor of Physiology in the University of Rome, says in his work *Kreislauf des Lebens* (the Cycle of Life): "The structure and vitality of organs are dependent upon necessary amounts of inorganic constituents. And hereon is founded the estimation awakened within later years of the relations of the inorganic constituents to single parts of the body, and which, while neither disdaining other views nor hoping too much for itself, promises to Agriculture and to Medicine a brilliant future. In view of accepted facts it must be admitted that the constituents remaining after combustion—the ash—are just as essential to the intimate constitution, and thereby to the form-giving and kind-determining basis of tissues, as are those which disappear during combustion. There is no true bone without, as a basis, a gelatine-yielding substance as well as bone-earth, nor cartilage without cartilage salts, nor blood without iron, nor saliva without potassium chloride. Man is generated of earth and air. The activity of plants called him into being. The corpse breaks down into air and ash, in order that through the vegetable world new powers may develop in new forms."

I have been led by the foregoing words to a study of the physiologico-chemical action of the inorganic constituents of the human organism. In consequence of this study, which I began eleven years ago, laying as a foundation the actual facts of the chemistry of the tissues,

has arisen a Biochemical Therapy, which now appears in the Twelfth Edition.

The First Edition, which was brought out in 1874, was merely a sketch of the biochemical method of cure. Every new edition added something to its predecessor.

I have received several letters in regard to the preparation of a new edition. In some the writers wished for greater detail; in others, for an alphabetical arrangement of the section, Special Guide for Using the Inorganic Tissue-formers. But through an alphabetical arrangement, facts, which histologically or anatomically belong together, would be separated, and thereby the understanding of the whole would be rendered more difficult.

Whoever wishes to use this book according to my intention, must impress upon his memory, by means of thorough study, the action of the twelve remedies. When he shall have done this he will have no need of an alphabetic repertory, and he will soon, in the way of practice, arrive at the knowledge that the want of detail so complained of is to the thinking practitioner no hindrance to the successful use of the precepts in this work. But he who only now and then—as often as he is left in the lurch in a given case by the method of cure to which he is accustomed—resorts to the Biochemical Therapy as *ultimum refugium* without having made a thorough study of it, will, indeed, long for an alphabetic repertory of indications. My book is not designed for those who essay to traverse, on one foot only, the province of biochemical therapeutics.

DR. med. SCHÜSSLER.

OLDENBURG, July, 1885.

THE CONSTITUENTS OF THE HUMAN ORGANISM.

THE blood consists of water, sugar, fat, albumens, sodium chloride (common salt), calcium fluoride, silicic acid (silicea), iron,* calcium, magnesium, sodium and potassium. The latter are combined with phosphoric or with carbonic acid. Sodium salts predominate in the blood plasma; potassium salts in the blood-corpuses. Sugar, fat, and the albumens are the so-called organic constituents of the blood; water and the above-named salts are the inorganic ones. Sugar and fat are composed of carbon, hydrogen, and oxygen; the albumens of carbon, oxygen, hydrogen, nitrogen, and sulphur.

The blood contains the material for all the tissues of the body. Through the walls of the capillary vessels, by means of which the arteries are in communication with the veins, there constantly transudes a portion of the blood plasma into the surrounding tissues. In the transuded fluid appear fine granules, which aggregate together to form germs, from which cells develop. The cells unite one to another, and in this manner are formed muscle and tendon, cartilage and bone, brain and nerve, connective tissue, skin, hair, nails, and, in short, all the parts of the organism.

In the formation of the tissue-cells the salts influence

* Manganese (manganum) is not a constant constituent of the blood, and need not be considered in connection with cell-formation.

determinately the kind, the organic substance serving simply as a physical basis.

The inorganic materials of nerve cells are magnesium phosphate, potassium phosphate, soda and iron. The same salts, together with potassium chloride, appear in the muscle-cells. The specific material of the connective-tissue cells is silica, and that of the elastic-tissue cells is, probably, calcium fluoride. Calcium fluoride and magnesium phosphate are also found in bone. The bone-cells are distinguished by the large proportion of calcium phosphate present. A small quantity of calcium phosphate is also present in the cells of muscle, nerve, brain, and connective tissue. Common salt, which exists in all the solid and fluid parts of the body, is the specific inorganic material of the cells of cartilage and of mucus. Hair and the crystalline lens contain, among other inorganic substances, also iron. The carbonates are, according to Moleschott, without any influence in the process of cell formation.

The oxygen of the air which, after it is breathed, is taken in the blood, and thus reaches the tissues, acts upon the organic materials which are to enter into the formation of young cells. The products of this change are organic materials, which are physical bases of muscle, nerve, connective tissue, and mucus. By the union, through chemical affinity, of the previously named cell-salts with these organic materials, young cells are produced. With the formation of new cells there occurs at the same time a destruction of the old ones, resulting, from the action of oxygen upon the organic basis-substances contained in the cells, in a series of oxidations with a consequent breaking down of the cells. By the oxidation of the organic basis-substances there are formed urea, uric acid, sulphuric acid, phosphoric, lactic and carbonic acids, and water. Some intermediate members of the series,

hypoxanthin, acetic and butyric acids, etc., need not be considered in connection with this therapy. Urea, uric acid, and sulphuric acid are the result of the oxidation of the albuminous substances, while phosphoric acid is produced by the oxidation of the phosphorized fat (lecithin) contained in the nervous tissue, brain, spinal cord, and blood-corpuscles. Lactic acid results from the altered sugar, and finally breaks down into carbon dioxide and water. Sulphuric and phosphoric acids unite with the bases of the carbonates, forming phosphates and sulphates, and set free carbon dioxide. Uric acid unites with sodium, forming sodium urate—the latter, being a useless product, is eliminated from the system, while its accumulation in the neighborhood of the joints is the immediate cause of gout.

The *role* of sodium sulphate is to remove the water resulting from the oxidation of the organic substances, and in which are suspended or dissolved the last members of the series of retrograde cell metamorphoses, uric acid, urea, etc., as well as the mineral matters set free.

Disturbance of function of the molecules of sodium sulphate may be followed, according to its duration or extent as well as its location, by a retarded removal of this water of oxidation and its dissolved or suspended matter, and consequently by slower tissue changes; from these result diabetes, gout, etc.

Sodium sulphate or Glauber's salt, and sodium chloride or common salt, act in opposite ways. For while the Glauber's salt removes from the tissues the water alluded to, the common salt enters the tissues accompanied by water, etc., from the blood plasma, in order that the degree of moisture proper for each tissue may be maintained.

Through the presence of sodium phosphate lactic acid is decomposed into carbon dioxide and water. This salt

possesses the power of fixing carbonic acid, and, indeed, takes up two equivalents of carbonic acid for each equivalent of phosphoric acid, which it contains. This combination is brought to the lungs, and there by the action of oxygen from the air it frees the carbon dioxide from its loose union with sodium phosphate; the carbon dioxide is exhaled and is exchanged for oxygen.

The final products of the oxidation of the organic substances are urea, carbonic acid, and water. As these, together with the salts set free, leave the tissues they give room to organic bodies as yet in a lower state of oxidation, in order that the latter may reach the same final transformation.

The products of retrogressive tissue-change are conveyed by means of the lymphatics, the connective tissue, and the veins to the gall-bladder, the lungs, the kidneys, the urinary bladder, and to the skin, and are removed from the organism with the urine, sweat, fæces, etc.

Concerning the importance of the connective-tissue basis-substance Moleschott says: "It is among the noblest acquisitions of modern times, the way to which was paved by Virchow and Von Recklinghausen, that connective substance has, from the indifferent subordinate rôle formerly credited to it, been raised to an unlooked-for and fruitful activity. That which formerly seemed only intended as a filling-in, or protective covering, appears now as the matrix, in which minute channels carry the plasma from the blood to the tissues, and return the same to the bloodvessels, and at the same time serves as one of the most important breeding places for young cells, which are able to raise themselves from undeveloped younger forms to the most special structures of the body."

When by means of the digestion of food and drink taken into the body recompense is made to the blood for the loss it has suffered through the distribution of nutri-

tive materials to the tissues, and if nutritive material is present in the tissues in requisite quantities and in the proper places, and no disturbance of the motion of the molecules occurs, then the building of new cells and the destruction of old ones proceeds normally, together with the elimination of useless materials, and the individual is in a state of health.

A disturbance of the molecular motion of one of the inorganic materials in a tissue causes a sickness, for the cure of which it suffices that a minimal dose of the same inorganic substance be furnished, since the molecules of the material thus used as a remedy fill the breach in the chain of molecules of the cell-salts or tissue-salts under consideration.

The adaptability of minimal doses to the end in view is shown in the following :

Valentin, Professor of Physiology, says: "Nature works everywhere with an infinite number of small magnitudes, which, whether in homogeneous or heterogeneous aggregations, can only be perceived by our relatively obtuse organs of sense when in finite masses. The smallest picture which our eyes perceive proceeds from millions of waves of light. A granule of salt that we are hardly able to taste contains milliards of groups of atoms which no sentient eye will ever view."

Atropin, even when diluted more than a million-fold, produces, according to Reuter, dilatation of the pupil in man and the lower warm-blooded animals.

A litre of milk contains about four milligrams of iron, and a child, nourished upon milk only, receives therewith less than one milligram of iron at a dose. If four milligrams represent the daily supply of iron contributed to the nourishment and growth of the child (for it is distributed to all the iron-bearing cells of the organism) how small should be the dose, therapeutically considered, of a salt of iron given to allay a molecular disturbance

occurring in a small cell territory, such a disturbance, for instance, as determines the hyperæmia of irritation?

The amount of fluorine contained in milk has as yet not been quantitatively determined; the amount of it in the organism is much less than that of iron. It may be assumed that the amount of fluorine contained in milk is represented by a tenth of a milligram, therefore one milligram of calcium fluoride, *pro dosi*, if prescribed as a remedy, would be a large dose.

The dose of a remedy prescribed according to chemical therapeutics had better be too small than too large; for if too small a repetition of it will attain the desired end, but if too large it will fail of reaching the purpose in view.

Large doses of iron, given to cure chlorosis, disorder the stomach, pass off unused with the fæces, and in most cases leave the disease unaffected.

Hydrochloric acid, when diluted a thousand-fold with water, dissolves with ease at the temperature of the body fibrin and gluten, and this solvent power does not increase, but diminishes, if the proportion of acid in the dilution be increased.—*Liebig's Chemical Letters*, vol. ii., p. 119.

I have used the inorganic cell-salts noted in this essay for ten years, usually in the sixth* trituration, and with very satisfactory results. For a year I have used the lower triturations with equally good effect—of the potassium and sodium salts the third,* of the others the fourth and fifth.*

The remedies may be prescribed either in dry powder or in solution; if in powder the dose is an amount equal in size to a pea; if in solution a number of drops corresponding to the former. In acute cases I give a dose every two hours; in chronic cases three times a day.

In suitable cases the external use of the remedies is indicated.

* Decimal, [Trans.]

CHARACTERISTICS OF THE IN- ORGANIC TISSUE-SALTS.

IRON (FERRUM PHOSPHORICUM) \

IRON is a constituent of the blood-corpuscles, of muscle-cells, etc. When the equilibrium of the molecules of iron in the muscular fibres is disturbed, the fibres relax. When such a disturbance occurs in the circular fibres of the bloodvessels, the vessels dilate, and there ensues an accumulation of blood in the plexus of vessels so affected. By increased blood-pressure a rupture of the walls of a vessel may occur, and then hæmorrhage results.

When the muscles of the intestinal villi suffer a disturbance of function as regards their iron molecules, a diarrhœa is produced.

Should the muscular fibre of the intestinal convolutions become weak in consequence of altered equilibrium of its iron, the vermicular motion of the intestines proceeds with lessened vigor, and a tendency to constipation appears.

The iron molecules, therapeutically used, restore equilibrium to the pathologically disturbed function.

Since iron restores the normal lumen to the morbidly dilated bloodvessels, it relieves the irritation hyperæmia, which underlies, so to say, the first stage of inflammation.

A hyperæmia resulting from mechanical injury will be removed by this remedy, and under its use fresh wounds, not yet suppurating, quickly heal.

Iron and its salts have the power of attracting oxygen; in this consists their usefulness to the cells under consideration. I employ ferric phosphate (Ferrum Phosphoricum).

Several farmers have, upon my advice, given with constant success Ferrum Phosphoricum to sows which had become possessed with the mania of eating their young. This disorder, *mania transitoria*, is dependent upon hyperæmia of the brain.

MAGNESIUM PHOSPHATE (MAGNESIA PHOSPHORICA).

Magnesium phosphate is the mineral constituent of muscular and of nervous tissue; it is present also in the bones. As a nerve remedy it has done distinguished service. The pains which it cures are usually lightning-like, shooting, or boring, and are often accompanied by the feeling as if the part were tightly laced; they change their location readily, and are alleviated by warmth and by pressure.

Pains in the head, face, teeth, stomach, abdomen, and limbs, when agreeing with the foregoing description, I have, in many cases, cured with this remedy. The abdominal pains, generally radiating from the umbilical region, and relieved by bending double or by pressure with the hand, were frequently accompanied by watery diarrhœa. Facial pains, which at their height are accompanied by increased lachrymation, require not Magnesia, but Natrum Muriaticum.

Iron and Magnesia are in their action antagonistic. Disturbance of function in the iron molecules results in relaxation of the muscular fibres, while if the disturbance be in the Magnesia molecules contraction is produced.

Therefore Magnesium Phosphate is the curative remedy

for spasms, whether spasm of the glottis, cramps in the calf muscles, tetanus, tonic spasms, St. Vitus's dance, spasmodic retention of urine, etc.

Farmers give, with prompt results, Magnesia Phosphorica for cramp colic and flatulent colic of horses, and for acute flatulent distension (meteorism) of cattle.

The inflammatory colic of horses requires Ferrum Phosphoricum, and if gangrene is beginning, Kali Phosphoricum.

POTASSIUM PHOSPHATE (KALI PHOSPHORICUM). 3

Potassium Phosphate is a constituent of the brain, the nerves, the muscles, and of the blood-corpuscles. A disturbance of the function of the molecules of this salt produces:

I. In the brain, according to the locality, extent, or intensity of the derangement:

a. Mental depression, as shown by vexation, irritability, fearfulness, weeping mood, timidity:

b. Softening of the brain.

II. In the nerves: Laming pains, felt mostly during rest, and ameliorated by moving without exertion. Feeling of physical depression and exhaustion.

III. In the muscle-cells: Fatty degeneration. In the muscle plasma putrid decomposition. In the blood-corpuscles a too rapid disintegration.

Consequently Kali Phosphoricum is curative in the following conditions: Septic hæmorrhages, scorbutus, gangrene, noma or stomatitis, gangrenous angina, phagedenic chancre, offensive, carrion-like diarrhœa, adynamic or typhoid conditions, etc.

It is also, probably, a serviceable remedy in concussion of the brain.

CALCIUM PHOSPHATE (CALCAREA PHOSPHORICA). 4

Calcium Phosphate is a constituent of the teeth, the bones, connective-tissue, blood-corpuscles, etc.

It is the specific remedy for rickets, *cranio-tabes* (a rachitic process in the cranial bones), chlorosis, leukæmia, and hydrocephalus. It hastens the formation of callus in fractured bones, and also assists the development of the teeth.

It is curative in the pains dependent upon anæmia, and which are usually accompanied by irritation of the skin, numbness, and feeling of coldness.

The convulsions, spasms, etc., which occur in scrofulous persons are not always curable by Magnesia Phosphorica. When the latter fails in these cases Calcarea Phosphorica should be prescribed.

Calcarea Phosphorica is a restorative remedy after acute diseases.

NATRUM MURIATICUM (COMMON SALT). 5

Common Salt is a constituent of all the fluids and solids of the body. Disturbance in the motion of the molecules of this salt produces a change in the degree of aqueousness of the solid or fluid part concerned; this change exhibits itself on the one side by lessened secretion, on the other by increase of the same.* Natrum Muriaticum cures pains in the head, teeth, face, stomach, etc., when they are accompanied by salivation, increased lachrymation, or by vomiting of water or mucus; and, further, catarrhs of all the mucous membranes, with secre-

* Example: Increase of mucous secretion of the stomach with, *at the same time*, decrease of the mucous secretion of intestinal canal, and thereupon pains in stomach, with vomiting of mucus and retarded evacuations from the bowels.

tions of transparent, watery, coarse, frothy mucus; as also vesicles with watery contents, which burst and leave a thin scurf.

The watery vomiting and the increased aqueousness of the brain in acute diseases (typhus, scarlatina, small-pox), indicated by sopor, etc., are dependent upon a disturbance of function of the molecules of common salt.

KALIUM CHLORATUM* (POTASSIUM CHLORIDE). K. MUR. 6

Potassium Chloride, or muscle salt, stands in a chemical relation to fibrin. A disturbance of molecular motion affecting this salt can cause a fibrinous exudation. It, therefore, answers to croupous and diphtheritic exudations. It cures dysentery, diphtheria, laryngeal croup, croupous pneumonia, fibrinous exudation in the interstitial connective tissue (*e. g.*, mastitis), acute infiltrations of the lymphatic glands, infiltrated inflammations of the skin with or without vesiculation (erysipelas), etc. Kalium Chloratum (Kali Mur.) is the surest remedy for many disorders, especially cutaneous eruptions, resulting from the use of bad lymph in vaccination.

CALCAREA FLUORATA (CALCIUM FLUORIDE). 7

Calcium Fluoride is found in the enamel of the teeth and in the superficial layers of bone. From therapeutic experience I assume that it is a constituent of the elastic fibres, and that their function is adjusted by this salt.

Elastic fibres are found in the skin (corium), connective tissue, and the walls of the vessels.

A disturbance of equilibrium of the molecules of Cal-

* Kalium Chloratum of the *Pharm. Germ.* and of Schüssler's Therapy is the chloride (KCl), and not the chlorate (KClO₃), the latter being in *Pharm. Germ.* Kalium Chloricum. In this edition the term Kali Muriaticum is used.

cium Fluoride produces a long-continued relaxation of the fibres concerned. When the elastic fibres of any part of the system of canaliculi in connective tissue, or of the lymphatic system, become affected by such relaxation, absorption of a solid exudation existing at such place cannot be effected, and an induration there is the result. When the molecules of Calcium Fluoride in the elastic fibres of bloodvessels suffer a disturbance of equilibrium, the same pathological dilatations of the vessels already mentioned occur, and appear as hæmorrhoids, varices, and telangiectasias.

NATRUM PHOSPHORICUM (SODIUM PHOSPHATE). *f*

By the presence of Sodium Phosphate lactic acid is decomposed into carbonic acid and water. The Sodium Phosphate fixes the carbonic acid and carries it to the lungs. Therefore Sodium Phosphate is the remedy for those disorders which are dependent upon an excess of lactic acid. It answers especially to those diseases of infants suffering from excess of acid resulting from over-feeding with milk and sugar. The symptoms indicating Natrum Phosphoricum are: Sour eructations, vomiting of sour fluid or of curdlike masses, greenish diarrhœa, pain in the bowels, spasms, fever with acid symptoms, conjunctivitis with discharge that is creamy in consistence and golden-yellow in color, moist, golden-yellow coating on the tongue, palate, tonsils, etc.

NATRUM SULPHURICUM (SODIUM SULPHATE). *N*

The following disorders call for this remedy: Gastric bilious phenomena, vomiting of bile, watery, bilious diarrhœa, bitter taste, bilious fever, intermittent fever, œdema, œdematous inflammatory affections of the skin, smooth

erysipelas, humid eruptions, fig warts, diabetes, gout, sandy deposits in urine, gravel, etc.

KALI SULPHURICUM (POTASSIUM SULPHATE) — \ 0

Potassium sulphate is the function remedy of the epidermis and of the epithelium. It is to be used for excessive desquamations of the epidermis, for epithelioma, yellow mucous discharge from the mucous membranes and conjunctiva, etc.

As the epidermis is histogenetically allied to the crystalline lens, the possibility of curing cataract by means of this remedy should not be lost sight of.

CALCAREA SULPHURICA (CALCIUM SULPHATE). \ \

Sulphate of Lime answers to the process of suppuration. It cures purulent discharges from mucous membranes, purulent exudation in serous sacs, tuberculous ulcerations of the intestines, ulceration of the cornea, etc.

SILICEA (SILICA). \ 2

Silica is a constituent of the connective tissue, of the skin, the hair, and the nails. The action claimed for it upon the brain, spinal cord, and nerves, must be referred to the investing membrane (connective tissue) of the nerve-fibres.

A disturbance of function of the Silicea molecules causes a turgescence of the involved plexus of connective-tissue cells. This swelling can remain stationary for a considerable time, and then either disappear or occasion suppuration.

Silicea corresponds to the suppurative process like Calcarea Sulphurica, but between the two remedies there are the following differences: Silicea ripens abscesses,

since it promotes suppuration; Calcarea Sulphurica heals suppurating wounds, since it restrains the suppurative process.

As long as the seat of a suppurating wound has spots of infiltration which can only disappear by suppuration, Silicea is indicated. The healing of the wound proceeds in proportion to the diminution of the infiltration.

When, in the absence of infiltration, a suppurating wound does not heal on account of torpidity of the affected tissues, Calcarea Sulphurica is indicated.

The inorganic substances present in the blood and tissues are sufficient for the removal of all diseases which are usually curable.

The question whether this or that disease is dependent or not upon the presence of germs (micrococci, bacilli, etc.) is of no consequence in Biochemical Therapeutics. If the remedies specified in the following *Special Guide* are used, the design of therapeutics will be fulfilled in the shortest way.

Chronic disorders dependent upon the misuse of medicines, such as quinine, mercury, etc., can be cured by minimal doses of the cell-salts.

The symptoms determine the choice of the remedy.

While the above-mentioned conditions are curable by means of the cell-salts, it is self-evident that acute cases of poisoning by arsenic, phosphorus, etc., must be treated according to the well-known principles relating to such cases.

SPECIAL GUIDE

FOR USING

THE INORGANIC TISSUE-FORMERS.

(FOR THE DOSE *VIDE* PAGE 10.)

FEBRILE AND INFLAMMATORY CONDITIONS.

Ferrum Phosphoricum corresponds to the fever of inflammation and to catarrhal and rheumatic fevers.

Nervous fever, recognized by high body-temperature, rapid, irregular pulse, with nervous excitement, or great exhaustion and weakness, etc., requires Kali Phosphoricum.

EXUDATIONS.

Fibrinous exudations require,	Kali Muriaticum.
Serous, { if poor in albumen,	Natrum Muriaticum.
{ if rich in albumen,	Calcareo Phosphorica.
Sero-purulent,	Kali Sulphuricum.—
Bloody-serous,	} Kali Phosphoricum.
Ichorous,	
Purulent,	} Calcareo Sulphurica.
Bloody-purulent,	

When a fibrinous exudation, subcutaneous, or in the interstitial connective tissue, does not

become absorbed under the use of Kali Muria-
ticum, and suppuration ensues, Silicea should be
prescribed. This assists the suppurative process
already begun, and in most cases the collection
of pus breaks spontaneously and externally.

Should the abscess break, or if it be opened by
incision, the use of Silicea is to be continued as
long as the conditions last for which it was pre-
scribed, *i. e.*, if infiltration remain. If, notwith-
standing the absence of infiltration, suppuration
does not cease, Calcarea Sulphurica should be
prescribed. Should the pus become ichorous and
offensive, Kali Phosphoricum is required.

When a fibrinous exudation, instead of sup-
purating, passes over into induration, Calcarea
Fluorica is indicated.

INFLAMMATIONS OF THE SEROUS MEMBRANES.

Meningitis, . . .	} The first stage corresponds to Ferrum Phosphoricum. For further indica- tions, <i>vide</i> EXUDATIONS.
Pleuritis, . . .	
Pericarditis, . . .	
Endocarditis, . . .	
Peritonitis, . . .	

PNEUMONIA AND PLEURITIS.

In the stage of hyperæmia: Ferrum Phosphori-
cum. For further indications, *vide Exudations*.

ACUTE ARTICULAR RHEUMATISM.

Ferrum Phosphoricum, Kali Muria-
ticum, and Natrum Muria-
ticum are to be used according to
the indications given under Fever and Exuda-

tions. For the very violent pains *Magnesia Phosphorica* is to be used as an intercurrent remedy. *Kali Sulphuricum* corresponds to the migratory rheumatism of the joints.

GOUT.

In an acute attack *Ferrum Phosphoricum* should be first prescribed; afterwards *Natrum Sulphuricum*.

Chronic cases require *Natrum Sulphuricum* only.

CROUP.

At first *Ferrum Phosphoricum* and *Kali Muriaticum* are to be used in alternation. If these remedies do not suffice give *Calcarea Phosphorica* and *Calcarea Fluorata* in alternation.

DISEASES OF THE KIDNEYS.

Inflammation of the kidneys: *Ferrum Phosphoricum*, *Kali Muriaticum*. Bright's disease: *Calcarea Phosphorica*.

PUERPERAL FEVER.

At first *Kali Muriaticum*; then *Kali Phosphoricum*.

TYPHUS AND TYPHOID.

The specific remedy is *Kali Phosphoricum*. If there is great stupor *Natrum Muriaticum* is indicated as an intercurrent remedy.

TYPHOID ADYNAMIC SYMPTOMS.

If in an acute disease accompanied by fever (diphtheria, scarlet fever, smallpox, etc.) there is sopor, dryness of the tongue, with watery vomiting, etc., *Natrum Muriaticum* is to be used. When there is a brown deposit on the teeth, carrion-like offensive stools, with septic hæmorrhages, *Kali Phosphoricum* is indicated.

DIPHTHERIA.

Ferrum Phosphoricum corresponds to the fever, *Kali Muriaticum* to the exudation. If there is vomiting of watery fluid *Natrum Muriaticum* or *Natrum Sulphuricum* should be given; the latter if greenish water is brought up,

Kali Phosphoricum corresponds to well-marked putrid gangrenous conditions. It is curative also in the paralytic states, nasal voice, strabismus, etc., so often left after diphtheria.

The simultaneous use of lime-water, carbolic solutions, ice-water, and the like, is wholly objectionable, because the action of the proper remedy is thereby interfered with. If in consequence of neglect or injudicious treatment the larynx becomes affected, *Calcarea Phosphorica* and *Calcarea Fluorica* are to be given in alternation.

DYSENTERY.

Ferrum Phosphoricum and *Kali Muriaticum* suffice in most cases.

If delirium and tympanites are present, or the

discharges are carrion-like in odor, Kali Phosphoricum is the remedy, as it also is when, without evidences of putrid decomposition, pure blood passes in quantity.

Spasmodic pains in the abdomen, which are ameliorated by pressure and by bending double, require Magnesia Phosphorica.

SCARLET FEVER.

In light cases Ferrum Phosphoricum and Kali Muriaticum are efficacious.

In severe cases the proper remedy may be found by consulting the indications given under Diphtheria and Typhoid Adynamic Conditions.

Dropsy following scarlet fever requires the remedies recommended for Diseases of the Kidneys.

SMALLPOX.

At first Kalium Muriaticum is to be used. If the pustules become purulent Calcarea Sulphurica is indicated. Should symptoms of adynamia and of decomposition of the blood arise, Kali Phosphoricum is to be given. When the pustules are confluent Natrum Muriaticum is called for.

MEASLES.

At first Ferrum Phosphoricum. The remedies required later will be indicated by eye and cough symptoms.

PAINS OF THE HEAD AND FACE.

Sticking, or pressure, or beating, increased by shaking the head, by stooping, and indeed by every motion: Ferrum Phosphoricum.

Pains, accompanied by heat and redness of the face: Ferrum Phosphoricum.

Pains, with vomiting of bile: Natrum Sulphuricum.

Pains, with vomiting of transparent mucus or water: Natrum Muriaticum.

Pains, with vomiting of the food eaten: Ferrum Phosphoricum.

Pains, with hawking up of white mucus: Kalium Muriaticum.

Shooting, stitching pains which intermit and change their location: Magnesia Phosphoricum.

Pains in pale, sensitive, irritable persons: Kali Phosphoricum.

Paroxysms of pain, followed by great weakness: Kali Phosphoricum.

Pains, which grow worse in the warm room and in the evening, but are ameliorated in the open, cool air: Kali Sulphuricum.

Pains, accompanied by the appearance of small nodules, the size of a pea, upon the scalp: Silicea.

Pains, accompanied by a tongue coated with clear mucus, and sluggish evacuations: Natrum Muriaticum.

Periodical pains, recurring daily, with profuse flow of smarting tears: Natrum Muriaticum.

Pains, with crawling and feeling of coldness or numbness: *Calcarea Phosphorica*.

The headaches of children are, as a rule, quickly cured by *Ferrum Phosphoricum*.

CONCUSSION OF THE BRAIN.

The depression of function of the brain-cells resulting from the above requires *Kali Phosphoricum*.

Hydrocephaloid: *Calcarea Phosphorica*.

Chronic Hydrocephalus: *Calcarea Phosphorica*.

Cephalæmatoma: *Calcarea Fluorata*.

Cranio-tabes: *Calcarea Phosphorica*.

Fontanelles remaining open too long: *Calcarea Phosphorica*.

If, in any of the above conditions, a carrion-like offensive diarrhœa should exist, *Kali Phosphoricum* must be given.

DELIRIUM TREMENS.

In most cases *Natrum Muriaticum* is quickly curative, but when it fails *Kali Phosphoricum* is to be prescribed.

VERTIGO.

If dependent on determination of blood to the brain, *Ferrum Phosphoricum* will relieve; if nervous in character, *Kali Phosphoricum*. Should any gastric trouble exist, regard must be had to the coating of the tongue.

EARS.

Inflammatory earache requires Ferrum Phosphoricum.

If the auditory canal appears closed from inflammatory swelling: Silicea.

Discharge of thin, yellow fluid from the ear: Kali Sulphuricum.

Discharge of thick, yellow pus: Calcarea Sulphurica and Silicea.

Deafness, dependent upon catarrh and swelling of the Eustachian tube and of the tympanic cavity: Kali Muriaticum, Natrum Muriaticum, Kali Sulphuricum, Silicea.

Tinnitus (noises in the ears) from congestion: Ferrum Phosphoricum.

Tinnitus, if nervous in origin: Kali Phosphoricum.

MUMPS.

Kali Muriaticum; if accompanied by profuse salivation, Natrum Muriaticum.

TOOTHACHE.

Pain, accompanied by salivation or lachrymation: Natrum Muriaticum.

Pain, with swelling of the gums and of the cheeks: Kali Muriaticum; if Kali Muriaticum is not sufficient, Silicea. If the swelling is of bony hardness: Calcarea Fluorata.

Pain, which quickly changes its location, intermits, and is ameliorated by warmth: Magnesia Phosphorica.

Pain, which grows worse in a warm room and in the evening, better in the cool, open air: Kali Sulphuricum.

Hot cheeks, with increase of pain by warmth, amelioration by cold drinks: Ferrum Phosphoricum.

If the gums bleed or have a bright red border: Kali Phosphoricum.

When the pain is seated in the periosteum of the root, when the tooth is loose, when the outside of the teeth is sensitive to the slightest touch: Calcareo Fluorata.

TEETHING IN CHILDREN.

If fever is present: Ferrum Phosphoricum. Spasms with fever: Ferrum Phosphoricum. Spasms without fever: Magnesia Phosphorica and Calcareo Phosphorica. Ophthalmia: Ferrum Phosphoricum, Calcareo Phosphorica. Drooling, Natrum Muriaticum. Spasm of the glottis: Magnesia Phosphorica. Spasmodic cough: Magnesia Phosphorica. Spasms of the bladder: Magnesia Phosphorica. For diarrhœa, consult that section.

EYES.

On the edges of the lids, purulent points: Kali Muriaticum.

On the edges of the lids, yellow, purulent crusts: Kali Muriaticum, Kali Sulphuricum.

Vesicles on the cornea: Natrum Muriaticum.

Superficial ulcers on the cornea from a broken vesicle: Kalium Muriaticum.

Deep ulcer of the cornea: Silicea, Calcareo Sulphurica.

Opacities of the cornea: The spot is to be syringed several times daily with a low attenuation of Natrum Muriaticum. The molecules of Natrum Muriaticum which remain upon the affected spot, act through their power of absorbing moisture, and produce a gradual maceration of the spot with its subsequent removal.

Yellowish-green, purulent discharge: Kali Muriaticum, Kali Sulphuricum.

Golden yellow, creamy discharge: Natrum Phosphoricum.

White, mucous discharge: Kali Muriaticum.

Clear, mucous discharge with smarting, biting lachrymation: Natrum Muriaticum.

Yellow, purulent mucus: Kali Sulphuricum.

Thick, yellow pus: Calcareo Sulphurica, and Silicea.

Intense redness, with violent pain, without either mucous or purulent discharge: Ferrum Phosphoricum.

Eye-pains recurring daily at the same time, with lachrymation: Natrum Muriaticum.

Styes, nodules, and indurations of the lids: Silicea.

Spasms of the lids: Magnesia Phosphorica and Calcareo Phosphorica.

Spasmodic strabismus: Magnesia Phosphorica.

Fiery sparks, diplopia, photopsia, and chromopsia: Magnesia Phosphorica (internally and externally used).

Weak sight after diphtheria: Kali Phosphoricum.

Photophobia: Magnesia Phosphorica (internally and externally used).

Weak sight after suppressed perspiration of the feet: Silicea.

Hypopion: Silicea.

Retinal exudation: Kali Muriaticum. In the first stages of retinitis, Ferrum Phosphoricum is indicated.

CAVITY OF THE MOUTH.

CATARRHAL INFLAMMATION of the mucous membrane covering the soft palate, tonsils, and pharynx:

When redness and violent pain are present: Ferrum Phosphoricum.

When a white exudation is present: Kali Muriaticum.

When the exudation is golden yellow: Natrum Phosphoricum.

When a transparent, coarse frothy mucus: Natrum Muriaticum.

When the tonsils are swollen and a white or whitish-gray layer covers the tonsils: Kalium Muriaticum. If a collection of pus seems about to break: Silicea.

For chronic swellings of the tonsils: Kali

Muriaticum, Calcarea Phosphorica, and Natrum Muriaticum.

INFLAMMATION OF THE TONGUE: If the tongue is greatly swollen and dark red: Ferrum Phosphoricum. In most cases this will be sufficient; if not, Kali Muriaticum. Should suppuration occur: Calcarea Sulphurica. For induration: Silicea, Calcarea Fluorica.

CANCERUM ORIS and SCORBUTUS: Kali Phosphoricum.

GUMS: If the gums are pale, Calcarea Phosphorica is especially suitable. If the gums have a bright red border, Kali Phosphoricum is indicated. The latter is also the remedy in easy bleeding of the gums.

COATING OF THE TONGUE: For a white, not slimy coating, Kalium Muriaticum. If the coat be slimy, and the edges of the tongue decked with bubbles of saliva: Natrum Muriaticum.

Dirty brownish-green coating, at the same time a bitter taste: Natrum Sulphuricum.

Tongue as if spread over with liquid [dark] mustard, accompanied by an offensive odor from the mouth: Kali Phosphoricum.

Coating, golden yellow and moist: Natrum Phosphoricum.

Coating, yellow, slimy: Kali Sulphuricum.

The influence of the coating of the tongue in selecting a remedy does not extend to the disorders of every tissue, but it is to be regarded in those cases which I have pointed out in this book.

If a person suffering from chronic catarrh of the stomach is attacked by an acute disease, the coating of the tongue will not always indicate the remedy for the acute disorder.

Should a disease—especially a chronic one—exhibit only undefined or uncertain symptoms, the coating of the tongue will lead, in most cases, to the correct choice of a remedy.

APHTHÆ, THRUSH: Kali Muriaticum, Kali Phosphoricum, and Natrum Muriaticum. The latter, when there is profuse drooling.

NOMA: Kali Phosphoricum.

VOMITING.

Vomiting of food: Ferrum Phosphoricum, Calcarea Fluorata.

Vomiting of food, together with a sour fluid: Ferrum Phosphoricum.

Vomiting of bile only: Natrum Sulphuricum.

Vomiting of transparent mucus drawn out into long strings: Natrum Muriaticum.

Vomiting of watery fluid: Natrum Muriaticum.

Vomiting of blood: Ferrum Phosphoricum, Kali Muriaticum, and Natrum Phosphoricum.

Hawking up of white mucus: Kali Muriaticum.

Vomiting of sour fluid or of curdy masses: Natrum Phosphoricum.

JAUNDICE.

If this disorder is dependent on a gastro-duodenal catarrh: Kali Muriaticum and Natrum Mu-

riaticum. The coating of the tongue, etc., must determine the choice of the remedy.

Jaundice after vexation: Natrum Sulphuricum.

PAINS IN THE STOMACH AND ABDOMEN.

ACUTE INFLAMMATION OF THE STOMACH, with violent pain in the distended gastric region, vomiting and fever: Ferrum Phosphoricum.

In a case where treatment has been delayed, and exhaustion, dry tongue, etc., are present, Kali Phosphoricum must be given.

ACUTE AND CHRONIC GASTRALGIAS, which are aggravated by taking food and by pressure upon the epigastrium, and especially if vomiting of food occurs, require Ferrum Phosphoricum.

Cramp-like gastrodynia with clean tongue: Magnesia Phosphorica.

Feeling of cramp-like constriction: Magnesia Phosphorica.

Stomach-pains, with accumulation of water in the mouth: Natrum Muriaticum. In this condition, if Natrum Muriaticum does not complete the cure, there is present, as a rule, a coated tongue requiring Kali Muriaticum or Kali Sulphuricum.

PRESSURE and FEELING OF FULNESS, with YELLOW, SLIMY coating of the tongue: Kali Sulphuricum.

Griping in the stomach, with eructations of air in small portions, affording no relief: Magnesia Phosphorica.

Colic, ameliorated by bending double, by rub-

bing, by external warmth, and by eructations: Magnesia Phosphorica.

Colic in the umbilical region, necessitating the patient to bend double: Magnesia Phosphorica.

Flatulent colic of little children, with drawing up of the limbs, with or without diarrhœa: Magnesia Phosphorica. If excess of acid is present, Natrum Phosphoricum is to be prescribed.

In gastric pains, accompanied by vomiting, the character of the vomited matters indicates the remedy.

Gastric affections, with predominating acidity: Natrum Phosphoricum.

Ulceration of the stomach: Natrum Phosphoricum.

DIARRHŒA.

Evacuations, watery, slimy: Natrum Muraticum.

Evacuations, like rice-water: Kali Phosphoricum.

Evacuations, putrid, carrion-like: Kali Phosphoricum.

Evacuations, watery-bilious: Natrum Sulphuricum.

Evacuations, bloody, bloody-mucous: Kali Muraticum.

Evacuations, purulent, bloody-purulent: Calcarea Sulphurica.

Evacuations, undigested: Ferrum Phosphoricum.

Diarrhœa depending upon excessive acidity: Natrum Phosphoricum.

WORMS.

For *Ascaris Lumbricoides* and *Oxyuris Vermicularis*, *Natrum Phosphoricum* is, in most cases, sufficient, probably because it removes the excess of lactic acid which appears to furnish the conditions for existence of these worms.

HÆMORRHOIDS.

The chief remedy is *Calcarea Fluorata*, *vide* page 16. As together with the local hæmorrhoidal affection there are present functional disturbances of the liver, stomach, etc., bearing a causal relation to it, regard must be held for such disturbances in the effort to radically cure hæmorrhoids.

There must, therefore, be given, in alternation with *Calcarea Fluorata*, another remedy whose choice will depend upon some characteristic accompanying symptom. The remedies, to be especially considered in this view, are *Natrum Muriaticum*, *Natrum Sulphuricum*, *Kali Sulphuricum*.

DIABETES MELLITUS.

I have used, with success, *Natrum Sulphuricum*. My experience in this disease is confirmed:

1. Through two cases, reported to me from Scotland, cured by means of *Natrum Sulphuricum*.
2. Through one, reported in an Italian work, by Dr. Brentano, which says:

“Il dottor Ægidi l'amministrò con pieno successo in un caso di diabete mellito” (Dr. Ægidi

prescribed it (*Natrum Sulphuricum*) with complete success in a case of *Diabetes Mellitus*).

CORYZA.

Stopped or dry coryza: *Kali Muriaticum* and *Calcarea Fluorata*.

Fluent coryza: secretion, watery, clear mucus: *Natrum Muriaticum*.

Fluent coryza: secretion, yellow mucus: *Kali Sulphuricum*.

Fluent coryza: secretion, thick, purulent: *Calcarea Sulphurica*.

For *ozæna*, *Kali Phosphoricum* is to be used if the mucous membrane is the seat of the disorder. If it proceed from the periosteum, or from the submucous connective tissue, *Silicea* is indicated. The remedies are to be used internally as well as locally. If a positive diagnosis cannot be made, both remedies should be used in alternation.

HOARSENESS.

For simple hoarseness, arising from a cold: *Kali Muriaticum*. *Kali Sulphuricum* is sometimes, though seldom, required.

If the hoarseness results from over-exertion of the voice, as with actors, singers, etc., *Ferrum Phosphoricum* is required, and, possibly, *Kali Phosphoricum*.

COUGHS.

An acute, short, spasmodic, very painful cough requires *Ferrum Phosphoricum*; next, *Kali Mu-*

riaticum. A real convulsive cough corresponds to Magnesia Phosphorica. In regard to the accompanying expectoration, *vide* "Diseases of the Mucous Membranes."

ASTHMA.

For nervous asthma, Kali Phosphoricum and Magnesia Phosphorica are indicated, the latter if flatulent symptoms predominate.

Bronchitic asthma requires Natrum Muriaticum if there is expectoration of transparent or frothy mucus; Kali Sulphuricum, if yellow mucus is coughed up without great exertion; Kali Muriaticum, if the secretion is white; Calcarea Fluorata, if, after long-continued efforts, small, yellow lumps are brought up.

WHOOPING-COUGH.

The inflammatory-catarrhal stage requires Ferrum Phosphoricum; the nervous stage, Magnesia Phosphorica. For the vomiting of food, Ferrum Phosphoricum is to be used. According to the properties of the expectoration, Kali Muriaticum, Natrum Muriaticum, or Kali Sulphuricum is to be selected. Special concomitant symptoms may render necessary the use of a corresponding intercurrent remedy, perhaps Kali Phosphoricum, or Calcarea Phosphorica.

ACUTE ŒDEMA OF THE LUNGS.

Symptoms of asphyxia, blueness of the face, convulsive cough with foamy, serous expectora-

tion, require Kali Phosphoricum and Natrum Muriaticum.

DISEASES OF THE MUCOUS MEMBRANES.

The choice of the remedy is dependent upon the consistence and color of the secretion :

If fibrinous : Kali Muriaticum.

If albuminous : Calcarea Phosphorica (yellowish, tough lumps : Calcarea Fluorata).

If golden yellow : Natrum Phosphoricum.

If yellowish : Kali Sulphuricum.

If greenish : Kali Sulphuricum.

If clear, transparent : Natrum Muriaticum.

If purulent : Calcarea Sulphurica.

If of extremely offensive odor : Kali Phosphoricum.

If excoriating : Natrum Muriaticum.

Upon the basis of the above distinctions, the selection of a remedy for bronchial coughs, leucorrhœa, coryza, catarrh of the frontal sinuses, etc., is to be made.

INFLAMMATION AND CATARRH OF THE BLADDER.

In acute cases, Ferrum Phosphoricum is to be first prescribed ; next, Kali Muriaticum. Chronic cases require Calcarea Sulphurica.

RETENTION OF URINE.

If dependent upon spasm, Magnesia Phosphorica is the remedy. Ferrum Phosphoricum is curative in the retention of urine, accompanied by feverish conditions, in little children.

NOCTURNAL ENURESIS.

If the disorder be nervous in character, Kali Phosphoricum is to be given; if the muscular coat of the bladder be affected chiefly, Ferrum Phosphoricum. In most cases, Kali Phosphoricum is indicated. In children suffering from worms, Natrum Phosphoricum is to be used.

DISEASES OF THE SKIN.

The remedies, recommended for diseases of the mucous membranes, also correspond to affections of the skin: eczema, herpes, etc.

Vesicles, with seroso-fibrinous contents: Kali Muriaticum.

Vesicles, with albuminous contents: Calcarea Phosphorica.

Vesicles, with clear, watery contents: Natrum Muriaticum.

Vesicles, with honey-like, yellow contents: Natrum Phosphoricum.

Vesicles, with yellow, watery contents: Natrum Sulphuricum.

Vesicles, with purulent contents: Calcarea Sulphurica.

Vesicles, with bloody, ichorous contents: Kali Phosphoricum.

Pustules, on an infiltrated base, Silicea. Crusts, scales or scurf arising on the area of vesicular eruption require the following remedies:

Mealy scurf: Kali Muriaticum.

White-yellowish crusts: Calcarea Phosphorica.

White scales : Natrum Muriaticum.

Honey-yellow crusts : Natrum Phosphoricum.

Yellowish scales : Natrum Sulphuricum.

Yellow, purulent crusts : Calcareo Sulphurica.

Greasy, offensive-smelling crusts or scales : Kali Phosphoricum.

Profuse scaling off of the epidermis, on a viscid, gummy base : Kali Sulphuricum.

Hard scabs on the palms of the hands, with or without cracks (rhagades) : Calcareo Fluorata.

Swelling of the sebaceous glands : Natrum Muriaticum.

Inflammation and suppuration of the sebaceous glands : Silicea, or, it may be, Calcareo Sulphurica.

The humid eruptions require the Natrum salts, according to the properties and color-distinctions of the discharge as given above.

For eruptions arising after vaccination, Kali Muriaticum is to be used.

For intertrigo, or excoriation of little children : Kali Muriaticum, Natrum Phosphoricum and Natrum Muriaticum are suitable.

If a carrion-like, offensive diarrhoea is present : Kali Phosphoricum.

Urticaria, or nettle-rash : Kali Phosphoricum.

Pruritus : Calcareo Phosphorica (4th decimal potency).

Rhagades, fissured or chapped skin : Calcareo Fluorata.

ERYSIPELAS : the œdematous, soft inflammation of the skin requires Natrum Sulphuricum ; an

infiltrated inflammation corresponds to Kali Muriaticum.

For herpes zoster, Kali Muriaticum and Natrum Muriaticum are the remedies.

In erysipelatous affections, symptoms of intense fever and inflammation may indicate Ferrum Phosphoricum. The process of desquamation will be aided by Kali Sulphuricum.

PEMPHIGUS: *Pemphigus Vulgaris* (bullæ and vesicles with yellow, watery contents, the uplifted stratum corneum being well distended) requires Natrum Sulphuricum; in *Pemphigus Malignus* (the bullæ containing watery-bloody fluid are never full, the epidermic covering being flaccid or wrinkled), Kali Phosphoricum is the remedy.

Burns of the first and second grades: Kali Muriaticum; should suppuration follow, Calcarea Sulphurica is to be prescribed.

Chilblains, if *recent*: Kali Phosphoricum; if *suppurating*: Calcarea Sulphurica.

If Ferrum Phosphoricum be prescribed in the beginning of an inflammation of the skin or of the connective tissue, the disease-process will be aborted. But if the stage to which this remedy is suitable has passed, Kali Muriaticum must be given. Should pus form, Silicea or Calcarea Sulphurica is the remedy. If the pus become ill-colored, ichorous, badly smelling, Kali Phosphoricum is to be given. Exuberant granulations (proud flesh) call for Kali Muriaticum. Paronychia (whitlow, felon) must be treated according to the foregoing method.

If the bone be involved, *Calcarea Fluorata* is especially the remedy. The treatment of furuncles, boils and carbuncles results from what has been already said.

In hard, scorbutic infiltrations of the subcutaneous connective tissue: *Kali Muriaticum*. Scorbutic hæmorrhages: *Kali Phosphoricum*. Ingrowing toe-nail: *Kali Muriaticum*, together with mechanical aids.

Lupus: *Kali Muriaticum*, *Calcarea Phosphorica*.
Epithelioma: *Kali Sulphuricum*.

Consequences of the stings of insects: *Natrum Muriaticum* (externally).

Warts on the hands: *Kali Muriaticum*. A quantity of the trituration, the size of a pea, is to be dissolved in a tablespoonful of water, and with this solution the affected part is to be moistened once a day.

MASTITIS.

Kali Muriaticum is the remedy before suppuration has begun; afterward, *Silicea* is to be used; finally, proceed according to the directions given on pages 19 and 20.

LYMPHATIC GLANDS.

Acute swellings require *Kali Muriaticum*; chronic swellings need *Kali Muriaticum*, *Calcarea Phosphorica*, and *Calcarea Fluorata*. For tendency to suppuration and during the suppurative process, *Silicea* and *Calcarea Sulphurica* respectively.

Calcarea Fluorata is the remedy when there is induration around the seat of suppuration.

CHANCRE AND GONORRHŒA.

The soft chancre requires Kali Muriaticum; the phagedenic chancre, Kali Phosphoricum; the hard chancre, Calcarea Fluorata. These remedies are to be applied externally as well as internally.

For chronic syphilis, Kali Muriaticum, Natrum Muriaticum, Natrum Sulphuricum, Calcarea Sulphurica, Silicea, and Calcarea Fluorata are to be used according to the symptoms.

Gonorrhœa: The chief remedy is Kali Muriaticum. If the secretion is bloody-purulent, Calcarea Sulphurica is to be given; if yellow-mucous, Kali Sulphuricum.

Bleeding from the urethra requires Kali Phosphoricum.

For gleet: Natrum Muriaticum and Calcarea Phosphorica.

The remedies are to be used internally and in injection, being dissolved for this purpose in warm distilled water or rain water. Before the injection is made, the patient should urinate in order that the gonorrhœal secretion may be removed from the canal.

Orchitis requires Ferrum Phosphoricum, then Kali Muriaticum, and possibly Calcarea Phosphorica.

Induration of the testicle: Calcarea Fluorata.

Œdema of the scrotum: Natrum Muriaticum and Natrum Sulphuricum.

Œdema of the prepuce: Natrum Muriaticum and Natrum Sulphuricum.

Balanitis: Kali Phosphoricum (externally and internally).

Hydrocele: Calcarea Phosphorica.

MECHANICAL INJURIES.

Bruises, incised and other fresh wounds, sprains, etc., require, all, at first, Ferrum Phosphoricum. Should there remain, after the use of this remedy, any swelling at the affected spot, Kali Muriaticum is to be used. If, in neglected cases, suppuration ensues, Silicea or Calcarea Sulphurica is suitable. If the discharge be sanious, or gangrene exist: Kali Phosphoricum. Exuberant granulations, or proud flesh: Kali Muriaticum.

Fractures of bone require, together with mechanical measures, at first, Ferrum Phosphoricum for the injury to the soft parts; later, Calcarea Phosphorica, to promote the formation of callus.

Tenalgia crepitans (crepitating or crackling painful tendons), which occurs above the wrist on the dorsal side of the forearm, in joiners, cabinet-makers, and other artisans as a result of over-exertion in using the chisel or other tool with a semi-rotatory motion, has been quickly relieved by me in two cases by means of Ferrum Phosphoricum.

A third case, which under allopathic treatment had become chronic, I cured quickly by means of Kali Muriaticum, after Ferrum Phosphoricum had failed.

ULCERS OF THE LEG.

For this condition, the remedies already recommended for affections of the skin and of the mucous membranes, are to be considered.

For varicose ulcers *Calcarea Fluorata* is the remedy.

DISEASES OF BONE.

When the neighboring soft parts are red, hot and painful; *Ferrum Phosphoricum*. For the suppurative process in bone: *Silicea*, *Calcarea Sulphurica*, and *Calcarea Phosphorica*. *Exostosis*; hard, rough, jagged masses or protuberances upon the surface of bone require *Calcarea Fluorata*.

This remedy is better than *Silicea* in *cephalæmatoma*, a bloody tumor upon the parietal bone in new-born children.

For RICKETS, the remedy is *Calcarea Phosphorica*. If it be accompanied by atrophy with ill-smelling diarrhœic discharges, this condition must first be removed by means of *Kali Phosphoricum*. Conditions of excessive acidity must be relieved by *Natrum Phosphoricum*.

HIP-JOINT DISEASE: At first, *Ferrum Phosphoricum*; then, *Silicea*.

Spina Ventosa: *Calcarea Fluorata*, in alternation with *Magnesia Phosphorica*.

CHLOROSIS.

The remedy for true chlorosis is *Calcarea Phosphorica*. As soon as a decided improvement

of the general condition sets in, Ferrum Phosphoricum is to be used. Kali Muriaticum may be required as an intercurrent remedy when any of the symptoms of that remedy, eczema, etc., are present as concomitants. Conditions similar to chlorosis require Natrum Muriaticum and Kali Phosphoricum, the choice depending upon the characteristic accompanying symptoms.

Kali Phosphoricum cures the LEUKÆMIA which is induced by long-continued mental disorders.

HÆMORRHAGES. .

Blood red, easily coagulating as a gelatinous mass: Ferrum Phosphoricum.

Blood black, thick, viscid: Kali Muriaticum.

Blood, either bright or dark, and at the same time thin and watery, not coagulating: Kali Phosphoricum and Natrum Muriaticum.

Epistaxis in children corresponds in general to Ferrum Phosphoricum. For the predisposition to epistaxis: Kali Phosphoricum.

Uterine hæmorrhages: Especially Calcarea Fluorata.

Bleeding from hæmorrhoids: Ferrum Phosphoricum, Kali Muriaticum, and Calcarea Fluorata.

MENSTRUATION.

For disturbances in the menstrual function, the accompanying symptoms must determine the choice of the remedy.

LABOR.

Labor pains weak, inefficient: Kali Phosphoricum.

Labor pains spasmodic, eclampsia: Magnesia Phosphorica.

MENSTRUAL COLIC.

Usually, Magnesia Phosphorica. Pale, sensitive, irritable persons, inclined to weep readily, require Kali Phosphoricum.

If accompanied by acceleration of the pulse and increased redness of the face: Ferrum Phosphoricum.

VAGINISMUS: Ferrum Phosphoricum, Magnesia Phosphorica.

PAINS IN THE BACK, BACK OF THE NECK, AND LIMBS.

Pains, which are felt only when moving, or which are made worse then: Ferrum Phosphoricum; as a secondary remedy: Kali Muriaticum.

Pains, laming, ameliorated by moderate exercise, mostly felt on beginning to move, as when rising from a sitting posture, and made worse by fatiguing effort, as by too long a walk: Kali Phosphoricum.

Pains, with numbness or cold feeling, or with a crawling sensation, worse at night and when at rest: Calcarea Phosphorica.

Pains, quick, shooting, boring, intermitting, changing locality: Magnesia Phosphorica.

Lumbago: Ferrum Phosphoricum, Calcarea Phosphorica.

Sciatica: Kali Phosphoricum.

Pains which become worse in the warm room and towards evening, better in the open, cool air: Kali Sulphuricum.

For pains which the patient cannot precisely describe, the remedy must be discovered by some characteristic accompanying symptom, *e.g.*, the coating of the tongue, a cutaneous eruption, etc.

Fungoid inflammation of the joints, *e.g.*, white swelling, requires Kali Sulphuricum.

Suppuration of the joints: Calcarea Sulphurica and Silicea.

HYGROMA PATELLÆ (dropsy of the *bursa patellæ*, or true housemaid's knee): Calcarea Phosphorica.

SPASMODIC AND OTHER NERVOUS AFFECTIONS.

For palpitation of the heart: Ferrum Phosphoricum, Kali Muriaticum, Kali Phosphoricum, Kali Sulphuricum, etc., are indicated, according to the accompanying symptoms in each case.

For epilepsy: Kali Muriaticum is almost a specific.

Spasm of the glottis, trismus, tetanus, cramps in the calves of the legs, St. Vitus's dance, etc.: Magnesia Phosphorica and Calcarea Phosphorica.

INTERMITTENT FEVER.

Natrum Sulphuricum is the curative remedy for intermittent fever. The applicability of the remedy arises from the following physiologico-

chemical or pathologico-chemical considerations: The aqueousness of the blood corpuscles and of the blood serum of a person suffering from intermittent fever is increased and thereby the receptivity for oxygen is lessened. Natrum Sulphuricum effects the withdrawal of the excess of water in the organism, as was shown on page 7. If the aqueousness of the blood corpuscles is by the influence of Natrum Sulphuricum brought back to the normal, they are enabled to take up the proper amount of oxygen and to deliver it to the cells of the tissues.

As the tissues are brought back in this manner from a pathological to a physiological condition, they are enabled to eliminate from the organism the cause of the intermittent fever, whether it be malarial emanations or microbes.

In dry mountain air, rich in oxygen, intermittent fever is cured of itself, since a plentiful supply of oxygen in the organism results in the elimination of a great deal of water by exhalation.

In intermittent fever I employ Natrum Sulphuricum in the 3d decimal attenuation.

Persons suffering from intermittent fever should not partake of milk or buttermilk, nor of dishes made from them, nor of eggs, fat, or fish.

DROPSY.

Dropsy, resulting from loss of blood or of other vital fluids: Calcarea Phosphorica, Ferrum Phosphoricum.

Dropsy, after scarlatina: Natrum Muriaticum and Natrum Sulphuricum.

Simple œdema: Natrum Sulphuricum and Natrum Muriaticum.

For dropsy depending upon disease of the heart, liver, kidneys, etc., the remedy is to be chosen according to the character of the accompanying symptoms.

DISEASES OF THE BRAIN AND SPINAL CORD.

The inorganic constituents of the brain and spinal cord are: Sodium Chloride (Natrum Muriaticum), Phosphate of Iron (Ferrum Phosphoricum), Sodium Phosphate (Natrum Phosphoricum), Magnesium Phosphate, Potassium Phosphoricum (Kali Phosphoricum), Phosphate of Lime (Calcareo Phosphorica), and Potassium Chloride (Kali Muriaticum).

Phosphate of Iron, which, as was shown on page 12, possesses the property of attracting oxygen, adjusts the distribution of the latter in the brain and spinal cord. Sodium Chloride effects the distribution of water. A disturbance of the motion of the molecules of this salt produces, according to its locality and distribution, the symptoms of delirium tremens, sunstroke, etc. Sodium Phosphate (Natrum Phosphoricum) decomposes the lactic acid contained in the above-named organs into carbon dioxide and water.

Magnesium Phosphate regulates sensation, and is also the function remedy for the motor nerves.

From a disturbance in the molecular motion of Kali Phosphoricum in the "thought-cells," arise false conceptions with the character of depression, causeless fear, hypochondriasis, melancholia, etc. Small doses of this salt cure the disorders just named.

Calcareo Phosphorica has relation to the connective-tissue cells. Kalium Chloratum (Kali Mur.), which is in the greatest amount in the brain and spinal cord, is that mineral which, at first, with the albuminous materials, enters into the composition of cells, and without which cells of the brain and spinal cord cannot exist. In a disturbance of the molecular motion of Kali Mur. *tabes dorsalis* probably has its origin and course.

ADDENDUM TO PAGE 10.

Some allopathic physicians, among them Dr. Kassowitz in Vienna, and Professor Hagenbach in Berne, order Phosphorus, in minimal doses, for Rachitis, as follows :

R. Phosphori,	0.01 gm.
Solve in oleo amygd. dulc.,	10.0 "
Pulv. gumm. arab.,		
Syr. simpl., aa	5.0 "
Aquæ destill.,	80.0 "

The above mixture represents the 4th decimal attenuation of Phosphorus; but, as it is taken in teaspoonful doses, it corresponds to the 3d decimal attenuation.

By the use of such a solution of Phosphorus, a

cure results in the following way: The Phosphorus molecules unite within the organism with oxygen molecules, producing phosphoric acid. This unites with the molecules of calcium carbonate contained in rachitic bone, eliminating carbonic acid, and forming Calcium Phosphate (*Calcarea Phosphorica*), which is the remedy for rickets. Such treatment of rickets agrees qualitatively and quantitatively with the method of treatment given in this book, when *Calcarea Phosphorica* is prescribed in the 3d decimal trituration.

As a part of the molecules of Phosphorus, or of *Calcarea Phosphorica*, has the opportunity, on the way to their place of destination, the rachitic bones, of combining with molecules of carbonates (of Potassium, Magnesium, Sodium), the affected bones receive only, perhaps, about the fourth part of the dose of Phosphorus determined on.

The possibility that the salts just named may appropriate *all* the molecules of the Phosphorus furnished to them, explains the bad results which frequently occur. But, if *Calcarea Phosphorica* be prescribed, a surer result will be attained, because it will not enter into combination with the above-named salts.

APPENDIX.

CLINICAL REPORTS FROM THE "STUTTGART HOMEO- PATHIC MONTHLY."

M. K., aged 16, suffered for years from a periodically returning headache, which concentrated in the right temple and, as the patient expressed it, was boring in character. It was preceded by burning in the stomach, bitter taste, weariness. The attacks appeared only at night or in the morning, and the patient was then wholly unfitted for work. Generally, vomiting of bile followed and thereupon came relief.

Natrum Sulphuricum, 6th trituration, daily a dose of the size of a bean, cured the girl permanently.—F.

M. L., a man aged 38, became chilled while perspiring; then followed tearing pains in the limbs, roaring in the ears, with deafness and frontal headache. There was also fever without remission, in spite of nightly sweats; very little appetite; tongue coated white.

I gave Kalium Chloratum, 6th trituration, a small dose every two hours, with rapid relief of the general condition; the tearing pain and a feeling of numbness in the soles of the feet only remained. An habitual foot-sweat was, however, absent. The man now received Silicea twice a day for eight days. The sweating of the feet returned, and then the rest of the disorder disappeared.—F.

J. D., a man aged 69, complained for some weeks of pains in the limbs. The pains have settled in the right leg from the hip to the ankle, and are worse in the joints. The pain shifts its place, is often lightning-like, shooting, intermits, renders necessary a change of position, and is ameliorated by the warmth of the bed. The patient is in despair; thinks he has tetanus and that he must die; he is unable to leave the bed.

Magnesia Phosphorica, 6th trituration, every three hours, was given with rapidly following improvement, but as the remedy was omitted for some days he grew worse. By the continued use of it for about three weeks a permanent cure resulted.—FR.

I was called to a girl of 12, who had already passed through one acute attack of articular rheumatism. The patient was taken sick the day before. Both knee-joints were red, swollen, hot, very painful; the vertebral articulations were also involved, and every movement of the head from the constrained position of the neck and back was extremely painful. The relatives expected the, to them well-known, treatment with Salicylic Acid, but I used Ferrum Phosphoricum and Kalium Chloratum in alternation every three hours. On the following day the fever and pain were much lessened and the knee-joints were free. I now continued Kalium Chloratum alone, but on the next morning I had to return to Ferrum Phosphoricum as all the conditions had grown worse. Again there was rapid improvement; but in proportion to the decrease of swelling and painfulness of the joints there appeared violent spasmodic pains in the abdomen, with vomiting of the food with bile and mucus. As soon as these last symptoms appeared I dissolved a dose of Magnesia Phosphorica in water and allowed the patient to

take it by sips, with entire relief in twenty-four hours, and under the continued use of Ferrum Phosphoricum and Kalium Chloratum the patient, in six days after my last interference, recovered so that he was able to leave his bed, and felt entirely well.—DR. SCHLEGEL, *Tübingen*.

(REMARKS BY THE EDITOR.—From the above reported cure it is evident that a correct application of Schüssler's remedies is followed by suprisingly favorable results. We have frequently recommended these remedies in acute articular rheumatism in consequence of their certainty of action.)

A girl about 9 years old, who had just gotten through diphtheria and scarlatina easily, and who had been for several days convalescing, suddenly began to swell without any assignable cause. The face was puffed; œdema of the feet extended above the ankles (the urine, however, was scarcely lessened in quantity and contained no albumen); the kidneys were not sensitive to pressure; the pulse was somewhat feverish, yet the appetite, evacuations, and sleep were good. Aconite, Belladonna, and Hepar were given without effect. Both the anasarca and ascites increased rapidly. The urine became lessened in amount, from one to two tablespoonfuls being passed at a time, was slightly turbid, yet contained relatively a good deal of albumen; it was not examined for tube-casts, as the disease was plain, and the kidneys by this time were sensitive to pressure. Consciousness was not wholly clear. Natrum Muriaticum improved the case and within about fourteen days cured the whole condition.—DR. COHN, *Stettin*.

FROM HIRSCHTEL'S "ZEITSCHRIFT FÜR HOMÖOPATHISCHE
KLINIK."

A young man who for some years has been almost covered by the unfortunate hypodermic injections of Morphine on account of a sciatica, had in consequence an abscess on the nates, which broke but would not heal. When, finally, the closure of the abscess seemed accomplished, and he was in correspondingly good health, he took cold in a pouring rain while present, as a spectator, at the military manœuvres; the wound reopened, suppuration began anew and so actively that the patient's mother doubted his recovery. He was very weak; had no appetite. Sleep was disturbed, and there was constant thirst, especially for beer.

He received now six doses of Silicea, 3d trituration, a dose to be taken daily early in the morning while fasting. In eight days the mother was able to give a very favorable report. Suppuration had so greatly lessened that for a time it seemed to have entirely stopped; the thirst had ceased, appetite returned, as also had sleep, and, finally, the previously existing chilliness or cold feeling had disappeared. In short, Silicea had proven, in a brilliant manner, its curative power, and especially its reputation as a remedy in the various suppurative processes as well as in the secondary conditions dependent thereon.—
DR. H. GOULLON, JR.

FROM THE "ALLGEMEINEN HOMÖOPATHISCHEN
ZEITUNG."

Dr. Feichtmann of Alsó Lendra, in Hungary, reports: I was called to a patient in the country who had lain sick for three days with a spasmodic hiccough. Hypodermic

injections of Morphine, Chloroform embrocations, and sinapisms were used. The hiccough ceased for two or three hours, but then returned even more violently. I dissolved a powder of Magnesia Phosphorica in half a glass of water, and after the second tablespoonful the hiccough, to the astonishment of the relatives, was relieved permanently.

Of acute articular rheumatism I have had fifteen cases, and all were quickly cured by Ferrum Phosphoricum.

A hard swelling beneath the chin, of the size of a pigeon's egg, for which both allopathic and homœopathic remedies were used in vain, disappeared completely within four weeks under Calcarea Fluorata.

Malignant diphtheria resists even the most lauded remedies. Kali Phosphoricum alone, and also with Natrum Muriaticum has effected recovery.

In paralysis following diphtheria I know no remedy surer or quicker in action than Kali Phosphoricum.

Six weeks ago I had a very interesting case to treat which deserves the notice of homœopaths.

I was called to a lady of advanced age who had suffered for five weeks with attacks of the most frightful convulsions, about thirty in the twenty-four hours. The convulsive action flashed through the body like an electric shock, so that she would fall down. The attack lasted for a few minutes and then, save for a little weakness, she felt well. She had to keep her bed lest she should receive more injury. She had been treated by an allopath with Oxide of Zinc, Copper, Fowler's Solution, and with cold rubbings, but without effect. Upon seeing the lady I made a trial of Schüssler's function remedies. As we know that Magnesia Phosphorica, Kali Phosphoricum, and Calcarea Phosphorica are the antispasmodic reme-

dies, I chose the latter, *Calcarea Phosphorica*, and to the astonishment of those present at my visit on the next day, I found the old lady walking about the room, joyously greeting me, and saying, "Doctor, my spasms are cured." There was actually no new attack.—DR. FEICHTMANN.

Reuter, a master shoemaker in Berlin, about 40 years old, was taken sick, presumably after catching cold, with symptoms of fever and violent pain in the right shoulder-joint. I saw the patient for the first time on November 21, 1875, the third day of his illness. There were high temperature, full and rapid pulse, thirst and loss of appetite. The right shoulder was greatly swollen and reddened and was extremely sensitive to touch. He was unable to remain in bed, as the pressure of the pillow against the shoulder was simply unbearable, and he lay upon a sofa supported by pillows in such a manner that the shoulder was free.

He received *Ferrum Phosphoricum*, 6th decimal trituration, a portion of the size of a bean being dissolved in a wineglass of water, and of this he took a tablespoonful every hour. After a few hours improvement began. He was able to sleep the following night, and by the next day the fever was greatly lessened. By November 25th he could move the arm readily, and on the 28th he tried to use the hammer, but experienced such pain that he had to refrain from working for a few days.—DR. L. SÜLZER.

Dr. Fischer of Berlin was consulted 18 months ago by a lady who was pregnant, and who suffered from a cough. At every coughing spell urine was involuntarily passed. *Ferrum Phosphoricum*, 6th decimal trituration, quickly cured. A short time ago the same lady was suffering

from a similar cough ; she was again pregnant. The same remedy relieved her promptly.

1. In thirty-five cases of measles in children treated by me, the prodromic stage, the coryza and the bronchial catarrh, was very slight. Conjunctivitis and the accompanying photophobia were severe. After a few days the eruption appeared, was fully developed for five or six days and then paled. Either during the efflorescence or after its disappearance a painful swelling of the parotid, upon one or both sides, followed ; the fever returned and the children were in misery day and night.

My remedy was Ferrum Phosphoricum, 4th dilution, a few drops in a spoonful of water, every one or two hours, according to the severity of the fever. I had given it already in the prodromic stage, and as its action was quite satisfactory, I did not seek another remedy. So, also, I used no other remedy than the above for the parotitis, with swelling, external redness and painfulness, and with satisfactory results.

2. In September of last year I went to a mountainous district to see a farmer whose helper told me that she had wounded her thumb while sharpening a scythe. The condition was as follows : The whole thumb of the left hand was swollen, bluish-red, sensitive to pressure and hot. On the extensor side, behind the nail, at the site of the joint, was a small wound from which could be pressed a pale yellow, slimy fluid intermixed with white shreds. Upon trial both phalanges could be readily dislocated, and I then heard a noise which I had observed in previous cases, and which determined me to give Calcarea Fluorata. The farmer said that he had given the woman,

from his domestic case, Silicea for fourteen days, but that no result was noticeable. A doctor whom the woman had consulted once, proposed amputation as the only thing to be done.

Upon my seeing the farmer some time after, he remarked that the woman's thumb was quite well.

3. A woman aged 56, the wife of a shoemaker of Simbach, and who always wore blue spectacles, came to me stating that she was blind in the right eye. The origin and course of the disorder are as follows: Three years ago, January 15th, at midday, she walked from Arnsdorf to Simbach. The whole expanse of country was covered with snow, and the sun was shining brightly. In an instant, as she was looking at the glistening snow, she felt a violent pain in the right eye, and the next consequence was that she could no longer see. She took some snow and laid it upon the eye, whereupon she thought she experienced some relief. After her return home the physician who was called put leeches to the right temple and gave her an active purgative. She remained in bed three weeks. The eye-pains indeed disappeared, but from that time she was unable to see with the right eye. Later, she went to Passau to visit the oculist of that place, Dr. E.

He gave her a purgative and some *unguentum Hydrargyri*, to be used by inunction about the right eye. After using the inunction for eight days her teeth became loose, and she threw the ointment away. The sight had become no better. When, later on, Professor Rothmund of Munich operated for cataract on the pastor of Landau, she went to Landau to consult him. "If this medicine does not help, you will remain blind all your life," said Rothmund, giving her a prescription for Potassium Iodide.

Notwithstanding renewing the prescription three times, she was no better, and she was inconsolable.

With the right eye she saw almost nothing. It was as if she were looking through smoke and fog, and she said the left eye became worse from month to month.

External examination showed the conjunctiva, cornea, iris, etc., to be entirely unaffected, and this, together with the history of the case, convinced me that I had to deal with a disorder of the inner structure of the eye.

Of the retina itself I could see but little, for a kind of fog was before it which appeared to me to spread from the side of the vitreous and to cover the fundus. By varying the direction of the illuminating rays I was able to get a better view of the retina. This was dim and misty; the veins were distinct, dark, and tortuous. In some places there were illy defined dark spots, some large, some small, which seemed to me to be residua of previous extravasations of blood. The arteries were with difficulty recognized, were pale and their calibre was less than normal.

The therapeutic indication was now clear, *i. e.*, to produce absorption of the exudation.

As, according to Professor Rothmund's view, inflammation of the retina always proceeds from the connective tissue, and its product, being coagulable, is certainly fibrinous, and, as is well known, can become hypertrophied or can undergo fatty degeneration, the most suitable remedy among those which occurred to me was Kalium Chloratum, or Sulphur. The former was chosen, and the patient received eight powders of about two centigrams each, in the 6th potency, with instructions to dissolve a powder in half a wineglassful of water, and to take a spoonful morning and evening. In two weeks she came and said: "I think I am no worse; give me the

same powders again." She received twelve with the same directions.

One day she came to me very early and, full of joy, reported that on getting up that morning she had seen the window-sash plainly. I now tested her vision at different distances, and found, indeed, that her power of sight was better. "I see through the fog fairly well," she said.

Under the continued use of *Kalium Chloratum*, at longer intervals, the patient was able to see quite well within four months.

In June, 1877, writes Dr. Kock, there came to me an old lady of 72, whom I remember to have seen, when I as a student passed the holidays with my grandparents at Simbach, going about with a green shade over her eyes. She complained of a continual burning in the eyes and of an unceasing flow of water from them which was as acrid as salt water. From eight o'clock in the morning till evening when the sun went down there was no cessation, but at night she was better: she was always thirsty, and had but little appetite.

Externally the *conjunctiva palpebrarum* was in a state of chronic inflammation; on each side of the nose there was excoriation with eczema of the skin in consequence of the irritating lachrymation. The *puncta lachrymalia* were dilated, but the nasal ducts were permeable.

Regarding the remedy, I hesitated between *Natrum Muriaticum* and *Arsenicum*. What decided me in favor of the former was Dr. Schüssler's commendation of this remedy in relation to the lachrymal glands, and especially the kind and time of aggravation, which in *Natrum Muriaticum* is exactly in the forenoon, while *Arsenicum* selects the night-time.

Natrum Muriaticum, 6th potency, was prescribed, a decigram in fifty grams of distilled water, of which solution a teaspoonful was to be taken three times a day.

In three weeks there was marked lessening of the symptoms, and a rapid cure resulted.

A swelling, of the size of a pigeon's egg, under the lower jaw became much smaller under Kalium Chloratum, but remained uneven and as hard as a stone. It disappeared in a few days under the influence of Calcarea Fluorata; a slight conjunctivitis which followed was cured by Kalium Chloratum.—DR. KOCK.

FROM THE REPORT OF THE MEETING OF HOMŒOPATHIC
PHYSICIANS HELD AT SCHAFFHAUSEN, SEPT. 29 AND
30, 1877.

Professor Dr. Rapp said:

The chief service of Schüssler's Therapy consists in the introduction of Kali Phosphoricum and Magnesia Phosphorica into the Homœopathic armamentarium. In ordinary stomatitis, with sponginess of the gums, deposit, and foul odor from the mouth, Kali Phosphoricum was found very effective.

In asthma after the slightest indulgence in food, with ashy complexion, rapid emaciation, and sunken eyes, Rapp mentions Kali chiefly.

In December, 1879, Dr. Crüwell made the following report upon enuresis:

When I became acquainted with Schüssler's Therapy I was especially desirous of testing the action of Kali

Phosphoricum, as Schüssler recommends this remedy for paralysis or paralytic conditions.

Whoever has been long engaged in treating mental disorders is too readily inclined to discover paralysis everywhere, and I well know that in endeavoring to find out the sphere of action of Kali Phosphoricum I may perhaps have given it too frequently. I use generally the 6th trituration, and I could not help noticing that comparatively many patients complained of having experienced after taking the remedy a peculiar urging to urinate. These statements were confirmed by a fragmentary proving made upon myself, and thus I was inclined to try the remedy in enuresis.

I usually dissolve .2 gram of the 6th trituration in 7.5 grams of water and then add 7.5 grams of alcohol; of this I order ten drops to be taken in water from two to four times a day.

In five cases which up to this time I have had in my practice (in two I had previously given Pulsatilla and Phosphoric Acid without effect) a surprisingly rapid improvement followed the use of Kali Phosphoricum.

In two girls aged seven I had to repeat the remedy until a short time ago, for upon suspending it a relapse always occurred.

The most favorable result from this medicine was in the case of a gentleman aged 60, in whom, in fact, it cured a sub-paralytic condition of the muscular structure of the bladder, and who came some months after to say that he was well, and to get as a matter of precaution a vial of the remedy.

A woman aged 29, of sanguine temperament, her face flushing readily, suffered for five years from the following disorder of the stomach, after a drink of cold water taken while heated. There was loss of appetite with, specially,

aversion to milk; there was *nausea after eating*, with *vomiting of food*, and the vomited matters were so acid that the teeth were set on edge; she could not endure acids; herrings caused much discomfort, as did meat, and especially coffee with cake. The vomiting came on frequently in the morning while fasting, at other times after eating. Besides, there was headache; she felt a *hammering in the forehead and in the temples*, formerly mostly on the left but now more on the right side, and so violent that she feared a stroke of apoplexy. Menstruation appeared every three weeks and *profusely*, accompanied by pressure in the abdomen and small of the back. The bowels were regular, *sleep restless, disturbed by anxious dreams*, and in the morning she felt bruised. In the evening she felt a *sense of tightness so that she had to loosen her dress*, and generally she was not able to wear it snug. The pulse was 100 per minute. As a girl she had always been well and has not had chlorosis. Notwithstanding her long-continued sufferings, the patient was on the whole not proportionally emaciated. This was the picture of her case that she gave. The marked symptoms directed my choice to Iron, and I gave Ferrum Phosphoricum, 6th trituration, as much as could be taken up on the point of a knife, before each meal; she was to use it for two weeks. When I next saw her she informed me that the whole disorder had disappeared.—DR. MOSSA.

Dr. Goullon, Jr., who has successfully used Kalium Chloratum for chronic swelling of the legs and feet, offers in relation thereto the following indications:

The remedy in question appears to be indicated in obstinate swelling of the feet and legs, extending up to the knees, the swelling being soft at first but later feeling hard, without pain or redness, but itching violently; at one stage

it is snow-white and shining; finally, it is less noticeable in the morning than in the evening, and the distension may become so great that bursting seems imminent.

FROM THE TRANSACTIONS OF THE SOCIETY OF HOMŒOPATHIC PHYSICIANS OF THE RHINE PROVINCE AND WESTPHALIA.

Dr. Stens, Jr. :

I wish to report a case of rheumatism which, after unsuccessful treatment with the most-used remedies and with others carefully chosen according to the indications, was completely cured in a very short time with Ferrum Phosphoricum. The patient was a lady aged 48, menses regular but scanty; she had been already treated by me for some years, part of the time for indigestion and in part for the most violent attacks of migraine.

This lady took a long walk one day through a damp meadow, getting her feet wet. She awakened next morning with a violent pain, drawing and tearing in character, in the right upper arm and region of the right shoulder. Violent motion of the arm increased the pain, but gentle motion seemed to alleviate it, and on this account she almost never held the arm perfectly at rest.

The affected parts were sensitive to touch. During the previous night she had an unusual, profuse perspiration; this was repeated in the succeeding nights, usually between 2 and 6 A. M., and accompanied by an increase of pain. Besides the pain, the patient complained of a numb feeling in the whole of the right hand and of loss of power in it, so that she was unable to lift anything at all heavy. There was also a feeling of general weakness with need to lie down. I prescribed at first Merc. Sol., 3; next Rhus, 1; then Bryonia, 1; then Arnica, 2; next Ledum,

3 ; then Colchicum, 2 trituration—all without any observable result.

Partly by repeated comparison of the array of symptoms with authoritative provings, partly by the thoroughly anæmic condition of the patient, and finally by Schüssler's recommendation, I was led to think of Iron, and I selected Schüssler's preparation Ferrum Phosphoricum, 6th trituration, of which I ordered to be taken morning and evening as much as would lie on the point of a knife-blade. The result was that after six days' use of the remedy all the pains as well as the accompanying conditions were removed, although soon after this there was a continuance of wet weather in which the patient formerly always experienced a notable increase of her sufferings.

Dr. Brisken relates three cases of acute articular rheumatism :

One case was that of a bookbinder of middle age, whom Dr. Brisken had treated three years before for acute rheumatism, the treatment extending over a period of from eight to ten weeks. The patient, being again sick—the hand and knee affected—received Ferrum Phosphoricum every two hours for three days, and as the fever was then relieved, Kalium Chloratum was given in the same manner. On the fifth day he was again able to go to work.

The second case was in a man of 70, who had rheumatism in the shoulder and elbow. He had been already cupped, but was worse thereby. The joints had been wrapped with pine-wool, and for two nights he had not been in bed, as the pains were worse while lying ; on the third day he came under Dr. Brisken's care. Ferrum Phosphoricum in a few days relieved him of the fever,

after which Kalium Chloratum in a short time effected a cure.

In a third case, Dr. Brisken was called in on the eighth day of the sickness. All the joints were swollen, and the patient had not been able to pass a night in bed. In the morning he received Kalium Chloratum, and with such effect that by evening he could remain in bed, and in twelve days was cured.

Dr. Orth relates :

Elizabeth Fr., a widow, aged 70, consulted me on account of an epithelioma which was seated on the right cheek and extended from the lower eyelid to the *ala nasi*; it was almost circular and of the size of a silver dollar. It had existed for years and now was in the ulcerating stage, with indurated base and wall like, hard, elevated edges.

I prescribed Kali Sulphuricum⁶, a powder to be taken every evening, and as a dressing charpie, which was to be repeatedly moistened with a solution of Kali Sulphuricum, third at first and later in the first potency.

On May 6th, I satisfied myself that the ulcer had become noticeably smaller; on May 23d it had healed over so that it was only of the size of a cent. A few days after, the patient returned to her home, and I have heard nothing more of the progress of the case.

William W., aged 55, a factory operative, came under my care September 4th, 1875. He was suffering from epithelioma, which was situated on the right side of the nose almost immediately under the canthus of the eye, and was about the size of a half-dollar.

The eye was sympathetically affected, either through

extension of the disease process or through the irritating discharge, the entrance of which was facilitated by a slight destruction of the edge of the lower lid at the canthus; there was *conjunctivitis palpebrarum et bulbi*, with haziness of the cornea. The ulcer on the side of the nose had already existed four years; at first there was a somewhat reddened spot which was moderately elevated, and which became afterward covered with a horny crust that later, dropping off, left an ulcer which steadily increased in depth and breadth. The patient had consulted many physicians besides being for two months under the care of a specialist for the sympathetic affection of the eye; but all without any result.

Kali Sulphuricum^o, a dose morning and evening, together with a solution, as a dressing, of Kali Sulphuricum in the third and later in the first potency, relieved the eye trouble in a few days, and the ulcer under the same treatment began to heal, so that by October 8th only a small point was left, and on the day following the patient was able to resume work.

I found, writes Dr. Amberg, of Arnsberg, the patient, a woman of 44, mentally deranged from *melancholia religiosa*, although she was formerly neither inclined to piety nor fanaticism. She asserted that she was eternally and irretrievably damned; she was continually weeping and crying, wringing her hands, pulling to pieces and tearing her clothing, as well as the bed-covering, and also pieces of paper, which, to save the clothing, were placed within her reach; she did not recognize her surroundings, had no sleep, her staring eyes showed no intelligence, and she had often to be held by two persons. Only by forcibly holding her nose, and later when she was somewhat

quieter, by repeatedly threatening to use the œsophageal tube, was it possible to administer either food or medicine.

I ordered Kali Phosphoricum⁶. Although the condition was one of great exaltation, yet originally it was one of depression to which Kali Phosphoricum corresponds. Regarding this, Schüssler says: "*a.* It produces in the brain mental depression, as shown by vexation, irritability, fearfulness, weeping mood, timidity. *b.* Softening of the brain." Besides, an experience with this remedy several months previously determined its selection; this was a case of mental alienation in a man, 80 years old, in whom there were profound hypochondria and melancholia, weariness of life and fear of death, suspiciousness, weeping mood and the like; he was treated for weeks with different remedies apparently well indicated, but unsuccessfully, among them Nux Vomica, Sulphur, Ignatia, Aurum, also Potassium Bromide in allopathic doses; but Kali Phosphoricum⁶ immediately improved the case, and the cure went on uninterruptedly to completion.

This time I did not regret my choice. Within eight hours it showed its beneficial action by increased tranquillity and several hours of sleep at night; the progress to cure was continuous, so that from February 25th I ceased visiting the case regularly. Since then I have seen the patient frequently; she is as active about her house as formerly, has recovered her old joyousness, and speaks composedly of the disease from which she has escaped.

FROM THE REGENSBURG HOMŒOPATHIC MONTHLY.

From an address by Dr. Schleglmann:

1. A. E., the child of a postal official of M., was taken sick, while visiting here, with scarlatina of a very transi-

tory type. The exanthem was out hardly 24 hours, and the throat symptoms, which were extremely threatening in the beginning, disappeared in three or four days. On the 17th day, almost complete suppression of urine set in, so that although the child drank excessively the amount of urine passed did not equal one ounce. The urine contained some albumen. The feet were swollen, and the abdomen was greatly distended. As the fever continued high and there was great delirium, especially at night, I advised the anxious relatives, at my next visit on the eighth day, to call in a second physician as counsel. Dr. Gerster, who was the consultant brought in, agreed entirely in my diagnosis. Upon stating to him that I had produced no effect with the most diverse remedies, such as Belladonna, Bryonia, Cantharis, Arsenic, etc., we agreed to give Kalium Chloratum, 6th trituration, every two hours as much as would lie on the point of a knife-blade. By evening I found the little one decidedly better; she had passed a considerable amount of urine free from albumen, the pulse was slower and softer, and the skin had become moist. On the following night she slept tranquilly several hours for the first time. In the morning she was almost free from fever and could be considered as convalescent. We continued using Kalium Chloratum, and in a few days the child went back to M. entirely well.

2. W. T., aged 11, had been under treatment by Dr. Fuchs for enteritis—I was called into the case later—and he was, as soon as convalescent, sent to his home in B. Eight days later he was taken with peritonitis, accompanied by a high fever and the most violent pains. As the patient was very much reduced by the previous disorder from which he had scarcely recovered, my colleague, Dr. Fuchs, and I gave the worst prognosis, and as Atropin,

Aconite, etc., as well as roller bandaging, were not of the slightest help, we gave as a last resort Ferrum Phosphoricum, 6th decimal trituration, as much as would lie on the point of a knife-blade to be taken every hour. Its action was brilliant; the fever yielded at once, and the pains rapidly lessened. We continued the remedy until the fever had entirely disappeared and profuse sweating came on, and then prescribed Kalium Chloratum⁶, which caused absorption of a not inconsiderable exudation.

3. A very nervous lady, aged 26, suffered at times from pains in the head, teeth, face, and limbs, again from cramps in the stomach and flatulent colic, or at other times from a tormenting spasmodic cough, day and night, together with retention of urine, sleeplessness, etc., and in short, complained every day of different disorders, and in fact actually had them. During the last winter she brought me almost to despair. All my efforts were useless, and such well-indicated remedies as Ignatia, Belladonna, Hyoscyamus, Coffea, etc., left me in the lurch. Almost every day I received a letter or telegram stating that she was worse and that I must come as soon as possible. Then it happily occurred to me to consult Schüssler's *Therapeutics*; I found under Magnesia Phosphorica all the symptoms of my patient. I gave the remedy, and from that moment both the patient and I had rest. She said to me later, "that remedy has done me infinite good," and while for weeks, formerly, she could not leave her bed, she was soon able to walk in the garden, and afterward went to a watering place; but I had to give her a supply of the "good" remedy.

4. N. N., a young lady aged 17, consulted me on account of an obstinate acrid leucorrhœa. I tried the whole list

of remedies recommended for this disorder, and others apparently indicated, but without result, so that I could not help wondering at the patience and perseverance of the patient, whom I saw weekly. Here again Schüssler helped me out of the difficulty, and Kalium Chloratum cured her quickly and permanently.

In 1875, Dr. Schleglmann, of Regensburg, reports :

D. C., aged 20, a weakly young lady who had during childhood suffered much from scrofula, took a violent pain in the back last winter, after catching cold. The dorsal vertebræ from the third to the fifth were very sensitive to pressure; there was violent trembling of the right foot and especially of the right arm, and more when endeavoring to move the arm.

Any kind of work was thus an impossibility; this was all the more unfortunate for the patient, as in her occupation she had to write a great deal. I gave different remedies: Pulsatilla, Rhus Tox., Belladonna, Nux Vomica, Platina, etc., but all without effect; I sent the patient to the country, but the condition remained the same. Finally, when four weeks had passed without my hearing from the patient, I thought that I had found the right remedy in Zincum Metallicum. I was confounded when, on September 30th, 1875, the patient whom I fancied I had cured came into my consulting-room, trembling even worse than before. Upon my asking her why she had remained so long away, she said somewhat timidly that after all my remedies had failed to help, she had gone to a lay-woman practitioner, at Mariabrunn, and had spent the time under her care. But the consequence was, as I was able to assure myself, anything but favorable; so she had come to me requesting me to again treat her. I said that I was quite willing to do so, and I consulted Schüssler's *Thera-*

peutics. I selected Magnesia Phosphorica, and had no reason to regret doing so, as this remedy, after the first dose in the 6th trituration, of which I gave three times daily as much as would lie on the point of a small knife-blade, produced a decided improvement; I learned this on October 11th, when I again saw the patient, there being on that day not the slightest trace of the trembling. She had already written repeatedly for a long time, and even this brought no return of the troublesome trembling, nor has it appeared up to this moment, although the young lady has performed different kinds of handiwork, and especially has written a great deal.

Dr. Schleglmann reports :

Towards the latter part of last November, while riding in a cold railway car, seated next to an imperfectly closed window, I was attacked by a violent rheumatism, involving the whole right half of the body, and on the return journey giving rise to violent pain, which was specially increased by every motion. Bryonia gave temporary relief. I only reached my home towards midnight, and passed a wretched night. Bryonia helped but little. In the morning I used electricity, in strong and long-continued applications, but without effect. Then I measured on the point of a knife-blade some Ferrum Phosphoricum 6, and took it, and like magic all the pain disappeared and has not returned.

Dr. Fuchs, of Regensburg, reports :

In August, 1875, I cured a long-standing swelling of the *bursa patellæ*, the patient being a lady of 40, with twelve doses of Calcarea Phosphorica, 2d trituration, two doses per day, according to Dr. Schüssler's method.

Dr. Schleglmann reports :

I have often tried Kali Sulphuricum in wandering articular rheumatism.

1. L., in Regensburg, a powerful, healthy man of 26, after being chilled while overheated was taken with a violent articular rheumatism. At first the right shoulder was attacked, and he had the most frightful pains and violent fever. Bryonia, which seemed very well indicated, had only the effect of relieving the shoulder pains, which then seated themselves in the left knee. Things continued thus for several days, under the use of different remedies, now in one joint, now in another, and again several joints were seized at the same time. The maddening pains were unceasing, day and night, and reduced the patient visibly. At last I thought of Schüssler, and gave Kali Sulphuricum. The result was very favorable. In twenty-four hours the pains had ceased wandering and settled again in the part first attacked, the right shoulder-joint, but by no means with their former violence. Under the continued use of this remedy both pain and fever gradually left ; sleep and appetite returned ; no other joint became involved, and eight days after the first dose of Kali Sulphuricum the patient was convalescent. There was no relapse.

2. Of Schüssler's Kali Phosphoricum I have so far made but little use, yet with it I have accomplished some very interesting cures.

Thus, there came to me in 1874 a woman aged 54, who for a long time had been treated allopathically, without success. She had used Chalybeate baths, and had taken pills of iron, and quinine. The woman complained of a dreadful vertigo, which occurred especially on rising from lying, on standing up from sitting, and when looking upwards, so that she was at every moment in fear of falling and dared not leave her room.

I gave Aconite, Belladonna, Pulsatilla, Nux Vomica, Phosphorus, Cocculus, Sulphur, etc. None of them relieved. Finally, I gave the 6th trituration of Schüssler's Kali Phosphoricum, twice a day, the dose being measured on the point of a knife-blade, and I had the pleasure of thanking the use of this remedy for a rapid and positive cure. The patient now performs her household duties, can go out alone, makes visits at a distance, and is generally almost completely free from her vertigo.

3. I have hitherto only given Natrum Phosphoricum in scrofulous cases, and then only when my old remedies, Calc. Carb., etc., left me in the lurch.

One case was especially surprising to me on account of the rapidity of the cure. In May, 1875, a man brought to me an eight-year-old girl suffering from a severe conjunctivitis with photophobia. She had been already treated for a long time allopathically, but without effect. I learned that she had had measles some years before, and from that time the eye troubles dated. Calcarea Carb. and other remedies had no effect.

Enlargement of the glands of the neck and the creamy discharge from the eyelids, led me to think of Natrum Muriaticum, of which I gave the 6th trituration three times a day. The man returned to me eight days later with the child, whose eyes were bright and healthy.

4. R., aged 44, proprietor of an estate, thus wrote to me some weeks ago: "I have taken the pellets punctually and for a long time have observed a rigid diet, notwithstanding which, my malady is no better and I might almost say that it is worse.

"The condition is shown as follows:

1. I almost constantly perceive the taste of bile on the palate.

2. My tongue is covered every day with a curdy, bitter-tasting coat.

3. Through the day, and especially after partaking of any kind of food, there are eructations of gas which tastes bitter or is without taste.

4. My complexion is yellowish.

5. The appetite is only moderate; there is no thirst. My favorite drink, beer, is tasteless to me.

6. Desire to be in the open air; some lassitude.

7. The head is but little affected; constant pressure upon the eye.

8. Stools normal but scanty because I eat little.

"The whole condition shows unerringly that I must have bile in my stomach."

So far the patient's report; I supplement it by stating that the gentleman in question had received from me *Nux Vomica* and *Pulsatilla*, and that during the previous summer he had, according to directions of an allopathic physician, used the waters at Marienbad, but without effect.

I sent him *Natrum Sulphuricum*, 6th trituration, with the request to take of it three times daily as much as would lie on the point of a knife-blade.

He came to me six or seven days later to thank me for the efficacious medicine. "That remedy," he said, "has really acted wonderfully; all my troubles have disappeared as if by magic, and I feel myself, after a long time, completely well again."

5. I have repeatedly used *Natrum Muriaticum* with very favorable results, especially in cases of obstinate salivation; one case in particular was quickly cured by it. A young lady aged 20, who suffered from a severe ton-

sillitis so that she could swallow with great difficulty only milk or water, received from me Merc. Sol., 5th decimal dilution, eight pellets every two hours.

The inflammation of the tonsils was thereby relieved very quickly, but another trouble, profuse salivation, set in. The gums were spongy, bled readily, were retracted from the teeth, and the teeth themselves were loose. I thought that I would be able to relieve the disorder with Mercury, with which I often had experienced in such affections a rapidly curative effect, but this time under the continued use of the remedy the trouble increased. Now the patient told me that during the previous summer she had been sick at R., and had taken from an allopath a good deal of calomel, with the result of producing a frightful and long-continued salivation; she feared that the present affection would be of long duration, as it already was as severe as it had been in R. I now withdrew Merc. Sol., and ordered Natrum Muriaticum⁶, a dose every two hours measured on a knife's point.

The result exceeded my most sanguine expectations; in 24 hours the swelling of the glands, etc., had notably decreased, and in three days complete recovery followed.

6. A 7-year-old boy, D. R., since a severe attack of true croup some years ago, is, at almost every sharp north-east wind, seized with pseudo-croup; he had an attack in the previous autumn accompanied by fever and a violent barking cough. Aconite, and the remedy recommended by many authors as a specific for pseudo-croup, Hepar Sulph., had not the slightest influence, so that I was prepared, as I always was with this boy in this disease, for an illness of several days' duration. The nights especially were very restless with a great deal of harsh barking cough (so that his relatives were in the greatest

anxiety), dry heat and great oppression. I now exchanged Hepar Sulph. for Schüssler's Kalium Chloratum and gave a dose of the 6th trituration every two hours. After two doses the cough became looser, lost completely its barking tone, and he slept quietly through the next night, so that on the morning after he was well and lively.

7. A. R. von G., a young lady aged 18, in the summer of 1875 visited with her sick mother a hydropathic establishment, and there, without being ill, went through the course of cure and also bathed during her menstrual period. Immediately thereafter she was taken with violent spasms; they continued after her return home, and came on repeatedly, every day. An allopathic physician was consulted, and, as the trouble only grew worse notwithstanding the different medicines ordered by him, a second allopath was called in, who agreed entirely with his colleague in both the diagnosis of the case and its treatment. Hypodermic injections of morphia formed the essential feature of this treatment, but the troublesome disorder would not yield, on the contrary the attacks increased in violence and frequency. The attending physicians finally declared that there could be no sign of improvement until the patient could take chalybeate baths in the following spring. Her parents, fearing that she would not live till the next spring, and if living that she would not be any better able to make the journey, requested by telegraph my attendance.

On Sept. 6th, I saw the patient for the first time. I had known her formerly, and was astonished to see, instead of the blooming, healthy girl whom I used to know, a pale, wasted form no longer to be recognized. In my presence she had an attack. Her features became frightfully distorted, the eyes rolled upwards, she frothed at the mouth,

and then began a terrific beating with hands and feet such as I had never seen. This, however, was only the prelude; there was worse yet to come. The trunk was bent in a remarkable manner; the occiput was pressed deep into the pillow, the feet pressed against the bedstead, the abdomen and thorax formed an arch like a bridge half a metre high, and held for some seconds this unnatural position. Then with a jerk the whole body would spring upwards, and the patient with the spine arched would be thrown about.

During the whole of the attack, which lasted several minutes, consciousness was completely abolished, strong pinching and nipping had no influence, sprinkling the face with cold water as also burning feathers before the nose were without effect, and the pupils were wholly insensible to light.

Ignatia, 4th decimal trituration, which I had ordered, was of no service; Cuprum Metallicum produced some effect but only temporarily; so of several other remedies, as Belladonna, Ipecac, and Pulsatilla, the last being indicated, as I thought, by the absence of the menstrual period for ten weeks—all failed to help. The attacks indeed did not increase, nor did they in the slightest degree lessen, although the daily hypodermic injections of morphia were continued at the wish of the relatives.

When at my visit on Oct. 4th the convulsions returned, so that the bedstead broke down, I consulted Schüssler's Therapeutics, and ordered Magnesia Phosphorica.

Under the influence of this remedy the menses returned on Oct. 10th, but all the other conditions of the patient were unchanged; the convulsions continued with the same violence as before. Then, mindful of Schüssler's admonition, when Magnesia Phosphorica seemed indicated but did not help, to give Calcarea Phosphorica, I prescribed on Oct. 16th Calcarea Phosphorica, 6th tritura-

tion, a dose measured on the point of a knife-blade every two hours, and immediately the convulsions ceased for a whole day; on the sixth day there was one only, much weaker and of less duration, and from that time there was no trouble until Nov. 6th, on which day the menses appeared preceded by a slight attack.

On Dec. 14th the patient, blooming and healthy as of yore, called to consult me for a slight bronchial catarrh. She stated to me that she was completely freed of her attacks, and that during her last menstrual period, early in December, she had not experienced a trace of them.

8. Mrs. S., of Regensburg, aged 24, has suffered for several years from herpes, and has used different allopathic remedies without avail; she was relieved by me last year with *Clematis* 3d, after I had tried different other remedies. Some months ago she again came to me and the herpes was worse than ever.

Clematis left me this time in the lurch, nor did I succeed any better with Sulphur, Graphites, Arsenicum, etc.

Calcarea Sulphurica, 6th trituration, a dose morning and evening, made a complete cure in two weeks.

9. *Silicea* is known to every practicing homœopath as an excellent remedy; within the last few months I succeeded in curing with it a young girl of 16 from the country, and that too without seeing her. Her mother came weeping to me, and stated that the daughter had had a trouble in the right foot for several months, and that the attending physicians had declared that the foot would have to be amputated. The foot was dreadfully swollen, suppurated profusely; the limb was bent at the knee almost at right

angles, and absolutely could not be extended. I advised the discontinuance of all the allopathic remedies, external as well as internal, and gave *Silicea*, 6th trituration, one dose to be taken daily; three months later, the patient herself visited me, firm upon her almost completely healed foot which suppurated a little yet, and walking about without crutch or other support.

10. A case of purulent discharge from the auditory canal, which had been treated for a long time allopathically and which caused the most violent pain day and night, was quickly cured with *Silicea*⁶, after I had previously and unsuccessfully given *Mercurius* and *Pulsatilla*.

FROM "RUNDSCHAU," EDITED BY DR. GOULLON, JR.

In the spring of 1881, when an epidemic of whooping cough was rife among the children hereabouts, a little one of 10 months was declared by an allopathic physician to be beyond recovery. I heard this, accidentally, from the inconsolable father. On account of the violent spasmodic attacks which recurred about ten times in the day, and during which the face became blue and turgid, I gave at once *Magn. Phos.*, 6th trituration. A single powder controlled the spasms to that degree that they returned only at longer intervals and weaker; five days later *Kali Phosphoricum*⁶ was prescribed without effect, then *Calcareo Phosphorica*⁶, which made it worse; on this account recourse was had to *Magnesia Phosphorica* again, and in a short time the spasmodic symptoms entirely disappeared and the child quickly recovered.

CASES FROM THE AUTHOR'S PRACTICE.

(These cases have been already published in the Stuttgart Homœopathic Monthly.)

In a village several miles from the town of Oldenburg a child was taken down by diphtheria to which there was soon added a laryngeal affection. This child was treated allopathically and died. At nearly the same time in the same village there was a child in another family with the same disease, in which case likewise there was a laryngeal trouble as an accompaniment. The father of this child sent for me. For the primary disorder I gave *Kalium Chloratum* and, on account of the laryngeal complication, *Calcarea Phosphorica*, with the direction to administer these remedies in alternation.

I requested the father to send me in any event a written account of the result. He promised to do so and he kept his word.

Two days after, I received from him a letter informing me that the child was completely restored.

A young man complained of an inordinate appetite for food. He had felt almost every hour the need of eating, and withal he felt very tired and enervated. There were no other symptoms; the tongue was not coated, the urine was not increased, and the stools were normal; *Kali Phosphoricum* cured him within two days.

A lady felt for two days a drawing-laming pain in the sole of the foot. The affected place, which was about the size of a silver dollar, had a bluish appearance. It had not been caused by a blow or pressure or any other mechanical influence. A dose of *Kali Phosphoricum*⁶ removed the pain within half an hour.

An old lady had been confined to bed for fourteen days. She felt in the lower part of thorax, on the left side, a moderately severe pain, which increased when she coughed. The cough was a slight one, catarrhal in character. The patient felt very weak, there was no appetite, the tongue was dry, the pulse frequent, small and intermittent.

Kali Phosphoricum cured within eight days.

To the foregoing cures by means of Kali Phosphoricum I add this observation : that this remedy has shown itself in many cases to promote and advance the pains of labor. A midwife, to whom I had given a considerable quantity of the remedy to be used with that intention in suitable cases, reported that its favorable action usually appeared within five or ten minutes.

An old man was attacked with vomiting and diarrhœa, and in addition had very painful cramps in the calves ; the discharges from the bowels were like rice-water. Six hours after the beginning of the sickness the man came under my treatment. One single dose of Kali Phosphoricum sufficed for the cure.

The rapid cure of this case of Cholera may justify the assumption that Kali Phosphoricum may be a specific for Cholera.

REPERTORY.

BRAIN, MIND, SENSORIUM, ETC.

- Excitement, nervous, Kali phos.
Irritability, Kali phos.
Vexation, Kali phos.
Mind, depression of, Kali phos.,
Magn. phos.
Mood, weeping, Kali phos.
Melancholia, Magn. phos.
Timidity, Kali phos.
Fearfulness, Kali phos.
False conceptions, Magn. phos.
Sensation, illusions of, Magn.
phos.
Hypochondriasis, Magn. phos.
Sopor, in acute diseases, Natr. mur.
Mania transitoria, Ferr. phos.
Delirium tremens, Natr. mur.
Brain, concussion of, Kali phos.
Sunstroke, Natr. mur.
Brain, softening of, Kali phos.
Meningitis, Ferr. phos.
Brain, hyperæmia of, Ferr. phos.
Vertigo, congestive, Ferr. phos.
—, nervous, Kali phos.

HEAD.

- Hydrocephaloid, Calc. phos.
Hydrocephalus, chronic, Calc.
phos.
Cephalæmatoma, Calc. fluor.
Cranio-tabes, Calc. phos.
Fontanelles remain open too long,
Calc. phos.

Headaches of children, Ferr.
phos.

HEAD AND FACE.

PAINS, sticking, or pressing, or
beating, < by shaking the head, by
stooping, and by every motion, Ferr.
phos.

—, accompanied by heat and
redness of the face, Ferr. phos.

—, with vomiting of bile, Natr.
sulph.

—, with vomiting of mucus or
water, Natr. mur.

—, with vomiting of food, Ferr.
phos.

—, with hawking up of white
mucus, Kali mur.

—, shooting, stitching, inter-
mitting, and changing their location,
Magn. phos.

—, in pale, sensitive persons,
Kali phos.

—, in paroxysms, followed by
great weakness, Kali phos.

—, < in the warm room and in
the evening, > in the open, cool air,
Kali sulph.

—, accompanied by the appear-
ance of small nodules upon the scalp,
Sil.

—, accompanied by a tongue
coated with clear mucus, and slug-
gish evacuations, Natr. mur.

PAINS, periodical, recurring daily, with smarting lachrymation, Natr. mur.

EYES.

Eyelids, on the edges purulent points, Kali mur.

—, on the edges, yellow, purulent crusts, Kali mur., Kali sulph.

—, styes, nodules, and indurations of, Sil.

—, spasms of, Magn. phos., Calc. phos.

Cornea, vesicles on, Natr. mur.

—, superficial ulcers on, Kali mur.

—, deep ulcer of, Sil., Calc. sulph.

—, opacities of, Natr. mur.

Ophthalmia, discharge, yellowish-green, purulent, Kali mur., Kali sulph.

—, discharge, golden-yellow, creamy, Natr. phos.

—, discharge, white mucus, Kali mur.

—, discharge, clear mucus, with smarting, biting lachrymation, Natr. mur.

—, yellow, purulent mucus, Kali sulph.

—, thick, yellow pus, Calc. sulph., Sil.

Eyes, intense redness, with violent pain, without discharge, Ferr. phos.

—, pains recurring daily at the same time, with lachrymation, Natr. mur.

—, sparks, diplopia, photopsia, and chromopsia, Magn. phos.

Sight, weak after diphtheria, Kali phos.

—, photophobia, Magn. phos.

—, weak, after suppressed perspiration of the feet, Sil.

Hypopyon, Sil.

Retinal exudation, Kali mur.

Retinitis, first stages of, Ferr. phos.

Eyes, strabismus, spasmodic,

Magn. phos.

Cataract (?), Kali sulph.

EARS.

Otalgia, inflammatory, Ferr. phos.

Swelling of the auditory canal, Sil.

Discharge from the ear, thin, yellow, Kali sulph.

—, thick, yellow pus, Calc. sulph., Sil.

Deafness, catarrhal, Kali mur., Natr. mur., Kali sulph., Sil.

Tinnitus (noises in the ears), congestive, Ferr. phos.

Tinnitus, nervous, Kali phos.

Mumps, Kali mur.; if accompanied by profuse salivation, Natr. mur.

TEETH.

Toothache, accompanied by salivation or lachrymation, Natr. mur.

—, with swelling of the gums and of the cheeks, Kali mur., Sil.

—, swelling with bony hardness, Calc. fluor.

—, quickly changing location, intermitting, > by warmth, Magn. phos.

—, < in the warm room and in the evening, > in the cool open air, Kali sulph.

—, with hot cheeks, pain < by warmth, > by cold drinks, Ferr. phos.

—, if gums bleed, or have a bright red border, Kali phos.

—, when the pain is seated in the periosteum of the root, the tooth is loose, the outside of the teeth sensitive to touch, Calc. fluor.

Teething, if fever is present, Ferr. phos.

—, spasms in, with fever, Ferr. phos.

—, spasms in, without fever, Magn. phos., Calc. phos.

—, ophthalmia, Ferr. phos., Calc. phos.

—, drooling, Natr. mur.

—, spasm of the glottis, Magn. phos.

—, spasmodic cough, Magn. phos.

—, spasms of the bladder, Magn. phos.

—, with diarrhoea, consult the latter section.

Teeth, to hasten development of, Calc. phos.

MOUTH.

Catarrhal inflammation of the mucous membrane; when redness and violent pain are present, Ferr. phos.

—, white exudation, Kali. mur.

—, exudation golden-yellow, Natr. phos.

—, a transparent, coarse, frothy mucus, Natr. mur.

—, if a collection of pus seems about to break, Silicea.

—, chronic swelling of, Kali mur., Calc. phos., Natr. mur.

Tongue, inflammation of, swollen and dark red, Ferr. phos., Kali mur.

—, should suppuration occur, Calc. sulph.

—, induration of, Sil., Calc. fluor.

Cancrum oris, Kali phos.

Scorbutus, Kali phos.

Gums, pale, Calc. phos.

—, bright red border, Kali phos.

—, easy bleeding of, Kali phos.

Tongue, coating of, white, not slimy, Kali mur.

—, coat slimy, and the edges of the tongue decked with bubbles of saliva, Natr. mur.

—, dirty brownish-green with a bitter taste, Natr. sulph.

—, as if spread over with liquid [dark] mustard, with offensive odor from the mouth, Kali phos.

—, golden-yellow and moist, Natr. phos.

—, yellow, slimy, Kali sulph.

Aphthæ, thrush, Kali mur., Kali phos., Natr. mur.

Drooling, profuse, Natr. mur.

Noma, Kali phos.

Palate, coating, golden-yellow, Natr. phos.

THROAT.

Angina, gangrenous, Kali phos.

—, tonsils, swollen, a white or whitish-gray layer covers the tonsils, Kali mur.

Tonsils, coating, golden-yellow, Natr. phos.

Diphtheria, Ferr. phos., Kali mur., Natr. mur., Natr. sulph.

—, gangrenous, Kali phos.

—, paralysis after, Kali phos.

—, of larynx, Calc. phos., Calc. fluor.

GASTRIC.

Vomiting, of food, Ferr. phos., Calc. fluor.

—, of food, together with a sour fluid, Ferr. phos.

—, of bile only, Natr. sulph.

—, of transparent mucus drawn out into long strings, Natrum mur.

—, of watery fluid, Natr. mur.

—, of blood, Ferr. phos., Kali mur., Natr. phos.

Vomiting of sour fluid or of curdy masses, Natr. phos.

Hawking up of white mucus, Kali mur.

Gastric bilious phenomena, Natr. sulph.

STOMACH AND ABDOMEN.

Stomach, acute inflammation of, with violent pain, vomiting and fever, Ferr. phos.

—, treatment been delayed, exhaustion, dry tongue, etc., Kali phos.

Gastralgia, < by taking food and by pressure, and especially if vomiting of food occurs, Ferr. phos.

Gastrodynia, cramp-like, with clean tongue, Magn. phos.

—, feeling of cramp-like constriction, Magn. phos.

Stomach-pains, with accumulation of water in the mouth, Natr. mur.

—, coated tongue, Kali mur., Kali sulph.

Stomach, pressure and feeling of fulness, with yellow, slimy coating of the tongue, Kali sulph.

—, griping in, with eructations of air in small portions, affording no relief, Magn. phos.

Abdomen, colic, > by bending double, by rubbing, by external warmth, and by eructations, Magn. phos.

—, colic in the umbilical region, necessitating the patient to bend double, Magn. phos.

Colic, flatulent, of little children, with drawing up of the limbs, with or without diarrhoea, Magn. phos.

—, if excess of acid is present, Natr. phos.

Gastric affections, with predominating acidity, Natr. phos.

Stomach, ulceration of, Natr. phos.
Colic, cramp, Magn. phos.

—, > by bending double, Magn. phos.

—, > by pressure, Magn. phos.

—, accompanied by watery diarrhoea, Magn. phos.

—, flatulent, Magn. phos.

—, inflammatory, Ferr. phos.

Diarrhoea, evacuations, watery, slimy, Natr. mur.

—, —, like rice-water, Kali phos.

—, —, putrid, carrion-like, Kali phos.

—, —, watery-bilious, Natr. sulph.

—, —, bloody, bloody-mucous, Kali mur.

—, —, purulent, bloody-purulent, Calc. sulph.

—, —, undigested, Ferrum phos.

—, —, of pure blood, Kali phos.

—, depending upon excessive acidity, Natr. phos.

Worms, Natr. phos.

Intestines, tuberculous ulcerations in, Calc. sulph.

Pains radiating from umbilicus > by bending double, Magn. phos.

—, —, > by pressure, Magn. phos.

Abdomen, distension, flatulent, of, Magn. phos.

—, pains, spasmodic, Magn. phos.

—, —, > by pressure, Magn. phos.

—, —, > by bending double, Magn. phos.

Peritonitis, Ferr. phos.

Tympanites, Kali phos.

Dysentery, Ferr. phos., Kali mur.
 —, delirium in, Kali phos.
 —, stools of pure blood, Kali phos.
 Jaundice, from gastro-duodenal catarrh, Kali mur., Natr. mur.
 —, after vexation, Natr. sulph.

KIDNEYS.

Kidneys, inflammation of, Ferr. phos., Kali mur.
 —, Bright's disease, Calc. phos.

BLADDER.

Bladder, inflammation of, Ferr. phos., Kali mur.
 —, catarrh of, Calc. sulph.
 Urine, retention of, spasmodic, Magn. phos.
 —, —, in children, Ferr. phos.
 —, sandy deposits in, Natr. sulph.
 —, gravel, Natr. sulph.
 Enuresis, nocturnal, nervous, Kali phos.
 —, —, from weakness of muscular coat, Ferr. phos.
 —, —, in children suffering from worms, Natr. phos.

MALE GENITAL ORGANS.

Syphilis, Kali mur., Natr. mur., Natr. sulph., Calc. sulph., Sil., Calc. fluor.
 Chancre, soft, Kali mur.
 —, phagedenic, Kali phos.
 —, hard, Calc. fluor.
 Gonorrhœa, Kali mur.
 —, discharge, bloody-purulent, Calc. sulph.
 —, —, yellow mucus, Kali sulph.
 —, urethra, bleeding from, Kali phos.

Gleet, Natr. mur., Calc. phos.
 Orchitis, Ferr. phos., Kali mur., Calc. phos.
 Testicle, induration of, Calc. fluor.
 Scrotum, œdema of the, Natr. mur., Natr. sulph.
 Prepuce, œdema of, Nat. mur., Natr. sulph.
 Balanitis, Kali phos.
 Hydrocele, Calc. phos.

FEMALE GENITAL ORGANS.

Menstruation. For disturbances in the menstrual function, see p. 45.
 Menstrual colic, Magn. phos.
 —, in pale, sensitive, irritable persons, inclined to weep readily, Kali phos.
 —, with acceleration of pulse and increased redness of face, Ferr. phos.
 Leucorrhœa, see p. 37.
 Vaginismus, Ferr. phos., Magn. phos.
 Labor, pains weak, inefficient, Kali phos.
 —, pains spasmodic, Magn. phos.
 —, eclampsia, Magn. phos.
 Mastitis, see p. 20.
 —, before suppuration has begun, Kali mur.
 —, after suppuration, Sil.

INFANTS.

Infants, acid fermentation, effects of, Natr. phos.
 —, bowels, pains in, Natr. phos.
 —, fever, with acid symptoms, Natr. phos.
 —, diarrhœa, greenish, Natr. phos.
 —, eructations, sour, Natr. phos.
 —, spasms, Natr. phos.

Infants, vomiting, sour, Natr. phos.
 —, vomiting of curd-like masses, Natr. phos.

—, rickets, Calc. phos., Natr. phos., Kali phos.

RESPIRATORY APPARATUS.

Coryza, stopped or dry, Kali mur., Calc. fluor.

—, fluent, secretion, watery, clear mucus, Natr. mur.

—, —, secretion, yellow mucus, Kali sulph.

—, —, secretion, thick, purulent, Calc. sulph.

Ozæna, if the mucous membrane is the seat of the disorder, Kali phos.

—, if from the periosteum, or from the submucous connective tissue, Sil.

Hoarseness, simple, arising from a cold, Kali mur., Kali sulph.

—, from over-exertion of the voice, Ferr. phos., Kali phos.

Glottis, spasms of, Magn. phos.

Croup, Ferr. phos., Kali mur., Calc. phos., Calc. fluor.

Bronchitis, see p. 37.

Pneumonia, croupous, Kali mur.

Expectoration, see p. 37.

Asthma, bronchitic, with expectoration of transparent frothy mucus, Natr. mur.

—, —, of yellow mucus, Kali sulph.

—, —, white, Kali mur.

—, —, small, yellow lumps, Calc. fluor.

Cough, acute, short, spasmodic, very painful, Ferr. phos., Kali mur.

—, convulsive, Magn. phos.

—, for, accompanying expectoration, *vide* "Diseases of the Mucous Membranes."

Whooping-Cough, catarrhal stage, Ferr. phos.

—, nervous stage, Magn. phos.

—, with vomiting of food, Ferr. phos.

—, in general, Kali mur., Natr. mur., Kali sulph., Kali phos., Calc. phos.

Lungs, œdema of, Kali phos., Natr. mur.

Mucous membranes, secretion from, fibrinous, Kali mur.

BACK, BACK OF THE NECK, AND LIMBS.

Pains, felt only when moving, or < then, Ferr. phos., Kali mur.

— laming, > by moderate exercise, mostly felt on beginning to move, < by fatiguing effort, Kali phos.

— with numbness or cold feeling, or with a crawling sensation, < at night and when at rest, Calc. phos.

— quick, shooting, boring, intermittent, changing locality, Magn. phos.

Lumbago, Ferr. phos., Calc. phos.

Sciatica, Kali phos.

Pains, < in the warm room and towards evening, > in the open, cool air, Kali sulph.

—, which the patient cannot precisely describe, *vide* p. 47.

Joints, fungoid inflammation of, Kali sulph.

—, suppuration of, Calc. sulph., Sil.

Hygroma patellæ, Calc. phos.

Housemaid's knee, Calc. phos.

Tenalgia crepitans, Ferr. phos., Kali mur.

Calves, cramp in, Magn. phos.

Ingrowing toe-nails, Kali mur.

Paronychia, if bone is involved,
Calc. fluor.

Spina ventosa, Calc. fluor., Magn.
phos.

SKIN.

The remedies recommended for
diseases of the mucous membranes,
also correspond to affections of the
skin, eczema, herpes, etc.

Skin, vesicles, with seroso-fibri-
nous contents, Kali mur.

—, —, with albuminous con-
tents, Calc. phos.

—, —, with clear, watery
contents, Natr. mur.

—, —, with honey-like, yel-
low contents, Natr. phos.

—, —, with yellow, watery
contents, Natr. sulph.

—, —, with purulent con-
tents, Calc. sulph.

—, —, with bloody, ichorous
contents, Kali phos.

—, eruption, pustules on infil-
trated base, Sil.

—, —, mealy scurf, Kali
mur.

—, —, crusts, white-yellow,
Calc. phos.

Crusts, yellow, purulent, Calc.
sulph.

— or scales, greasy, offensive
smelling, Kali phos.

—, honey-yellow, Natr. phos.

Scales, yellowish, Natr. sulph.

—, white, Natr. mur.

Epidermis, profuse scaling off of
the, Kali sulph.

Scabs, hard, on the palms of the
hands, with or without cracks (rha-
gades), Calc. fluor.

Sebaceous glands, swelling of,
Natr. mur.

Sebaceous glands, inflammation
and suppuration, Sil., Calc. sulph.

Eruptions, humid, the Natrum
salts, according to the properties and
color-distinctions of the discharge, as
given above.

—, after vaccination, Kali mur.
Intertrigo, little children, Kali
mur., Natr. phos., and Natr. mur.

Urticaria, or nettle rash, Kali
phos.

Pruritus, Calc. phos.

Rhagades, fissured or chapped
skin, Calc. fluor.

Erysipelas, oedematous, Natr.
sulph.

—, infiltrated, Kali mur.

Erysipelatous affections, with in-
tense fever and inflammation, Ferr.
phos.

Herpes zoster, Kali mur., Natr.
mur.

Desquamation, aided by Kali
sulph.

Pemphigus vulgaris, Natr. sulph.

Pemphigus malignus, Kali phos.

Burns of the first and second
degrees, Kali Mur.

—, suppuration from, Calc.
sulph.

Chilblains, recent, Kali phos.

—, suppurating, Calc. sulph.

Furuncles, see p. 41.

Boils, see p. 41.

Carbuncle, see p. 41.

Skin, inflammation of, first stage,
Ferr. phos.

—, abscesses, Sil., Calc. sulph.

Ulcers, granulations exuberant,
Kali mur.

Herpes, *vide* p. 38.

Eczema, *vide* p. 38.

Ulcers, varicose, Calc. fluor.

—, of leg, *vide* p. 44.

Abscesses, to ripen, Sil.

Suppuration, Sil.

—, excessive, Calc. sulph.

—, pus, ichorous, Kali phos.

—, —, offensive, Kali phos.

Wounds, not healing from torpidity of tissues, Calc. sulph.

Skin, infiltrated inflammations of, Kali mur.

—, cedematous inflammatory affections of, Natr. sulph.

Connective tissue, inflammation of, first stage, Ferr. phos.

—, hard infiltration of, Kali mur.

Exudations, fibrinous, Kali mur.

—, serous, if poor in albumen, Natr. mur.

—, serous, if rich in albumen, Calc. phos.

—, sero-purulent, Kali sulph.

—, bloody serous, Kali phos.

—, ichorous, Kali phos.

—, purulent, Calc. sulph.

—, bloody purulent, Calc. sulph.

Absorb fibrinous exudations, to, Kali mur.

Indurations, old, Calc. fluor.

Bruises, Ferr. phos., Kali mur.

Wounds, fresh, Ferr. phos.

—, suppurating, Sil., Calc. sulph.

—, discharge sanious, Kali phos.

Gangrene, Kali phos.

BONES.

Bones, diseased, soft parts inflamed, Ferr. phos.

—, suppuration of, Sil., Calc. sulph., Calc. phos.

—, exostosis, Calc. fluor.

—, rickets, Calc. phos., Natr. phos., Kali phos.

Bones, fractures of, Ferr. phos., Calc. phos.

Fractured bones, to hasten formation of callus in, Calc. phos.

Hip-joint disease, Ferr. phos., Sil.

GLANDS.

Glands, acute swellings of, Kali mur.

—, chronic swellings of, Kali mur., Calc. phos., Calc. fluor.

—, suppuration of, Sil., Calc. sulph.

—, —, with induration around, Calc. fluor.

HÆMORRHAGES.

Hæmorrhages, blood red, easily coagulating as a gelatinous mass, Ferr. phos.

—, blood black, thick, viscid, Kali mur.

—, blood, either bright or dark, and at the same time thin and watery, not coagulating, Kali phos., Natr. mur.

—, epistaxis in children, Ferr. phos.

—, predisposition to epistaxis, Kali phos.

—, uterine, Calc. fluor.

—, from hæmorrhoids, Ferr. phos., Kali mur., Calc. fluor.

—, septic, Kali phos.

MUCOUS MEMBRANES.

Discharge, fibrinous, Kali mur.

—, albuminous, Calc. phos.

—, golden-yellow, Natr. phos.

—, yellowish, Kali sulph.

—, greenish, Kali sulph.

—, clear, transparent, Natr. mur.

—, purulent, Calc. sulph.

Discharge, of extremely offensive odor, Kali phos.

—, excoriating, Natr. mur.

—, mucous, albuminous, Calc. phos.

—, —, yellow, tough lumps, Calc. fluor.

SPASMODIC AND OTHER NERVOUS AFFECTIONS.

Heart, palpitation of, Ferr. phos., Kali mur., Kali phos., Kali sulph.

Epilepsy, Kali mur.

Spasm of the glottis, Magn. phos., Calc. phos.

Spasms, Magn. phos., Calc. phos.

St. Vitus dance, Magn. phos., Calc. phos.

Tetanus, Magn. phos., Calc. phos.

Trismus, Magn. phos., Calc. phos.

Chorea, Magn. phos., Calc. phos.

Cramps in calves of legs, Magn. phos., Calc. phos.

Eclampsia, Magn. phos.

BLOOD.

Chlorosis, Calc. phos., Ferr. phos., Kali mur., Natr. mur., Kali phos.

Anæmia, pains dependent on, Calc. phos.

Leukæmia, Kali phos.

Hyperæmia, from mechanical injury, Ferr. phos.

—, of irritation, Ferr. phos.

Bloodvessels, morbidly dilated, Ferr. phos.

Blood-corpuscles, too rapid disintegration of, Kali phos.

TISSUES.

Muscular fibres, relaxation of, Ferr. phos.

—, contraction of, Magn. phos.

Tissues, putrid decomposition, Kali phos.

Fatty degeneration, Kali phos.

BLOODVESSELS.

Telangiectasis, Calc. fluor.

Varices, Calc. fluor.

GENERALITIES.

Fever, of inflammation, Ferr. phos.

—, catarrhal, Ferr. phos.

—, rheumatic, Ferr. phos.

—, nervous, Kali phos.

—, puerperal, Kali mur., Kali phos.

—, with nervous excitement, Kali phos.

—, with great exhaustion, Kali phos.

—, with irregular pulse, Kali phos.

—, typhus, Kali phos., Natr. mur.

—, typhoid, Kali phos., Natr. mur.

—, bilious, Natr. sulph.

—, scarlet, Ferr. phos., Kali mur.

—, intermittent, Natr. sulph.

Pulse, irregular, Kali phos.

Rheumatism, articular, acute, Ferr. phos., Kali mur., Natr. mur.

Rheumatism, migratory, Kali sulph.

Rheumatism, violent pains of, Magn. phos.

Gout, acute, Ferr. phos.

—, chronic, Natr. sulph.

Measles, Ferr. phos. See p. 23.

Small-pox, Kali mur., Calc. sulph., Kali phos.

—, confluent, Natr. mur.


Scarlatina, Ferr. phos., Kali mur.


- Pains, boring, Magn. phos.
 —, changing location, Magn. phos.
 —, laming, < during rest, > by gentle motion, Kali phos.
 —, lightning-like, Magn. phos.
 —, shooting, Magn. phos.
 —, > by pressure, Magn. phos.
 —, > by warmth, Magn. phos.
 —, accompanied by increased salivation, Natr. mur.
 —, accompanied by watery vomiting, Natr. mur.
 —, accompanied by crawling and feeling of coldness or numbness, Calc. phos.
 Acute diseases, restorative after, Calc. phos.
 Bright's Disease, Calc. phos.
 Catarrh, see p. 37.
 Coryza, see p. 37.
 Diabetes Mellitus, Natr. sulph.
 Dropsy, after loss of vital fluids, Calc. phos., Ferr. phos.
 —, œdema, simple, Natr. sulph.
 —, post-scarlatinal, p. 23.
 Endocarditis, Ferr. phos.
- Erysipelas, Natr. sulph., Kali mur.
 Exhaustion, Kali phos.
 Exudations in interstitial tissues, Kali mur.
 —, croupous, Kali mur.
 —, diphtheritic, Kali mur.
 Gangrene, Kali phos.
 Mucous membranes, purulent discharge, Calc. sulph.
 Motor nerves, disturbed functions of, Magn. phos.
 Pericarditis, Ferr. phos.
 Pleuritis, Ferr. phos.
 Pneumonia, Ferr. phos.
 Physical depression, Kali phos.
 Rachitis, Calc. phos., Natr. phos., Kali phos.
 Tabes dorsalis, Kali mur.
 Typhoid conditions, Natr. mur., Kali phos.
 Scrofulous people, convulsions, etc. (after Magn. phos.), Calc. phos.
 Serous sacs, purulent exudation in, Calc. sulph.
 Suppurative process, to restrain, Calc. sulph.
 —, to promote, Sil.


ERRATA:

On page 29, after "Hypopion," insert "Calcarea Sulphurica" before Silicea.

On top of page 41 the first sentence should come out.











NATIONAL LIBRARY OF MEDICINE



NLM 00100965 1