

LEONARD (W. E.)

Compliments of the Author.

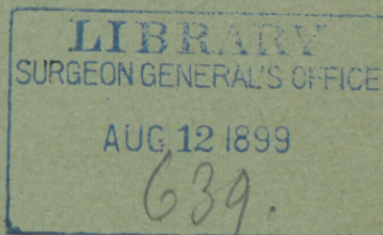
HOMŒOPATHIC MEDICAL EDUCATION.


BY


W. E. LEONARD, A.B., M.D.

(Professor of Materia Medica and Therapeutics, Homœopathic College,
University of Minnesota, Minneapolis.)

Reprinted from the HAHNEMANNIAN MONTHLY, May, 1891.







HOMŒOPATHIC MEDICAL EDUCATION.

BY

W. E. LEONARD, A.B., M.D.

(Professor of Materia Medica and Therapeutics, Homœopathic College, University of Minnesota, Minneapolis.)

LAST September, the *Medical Times and Register*, of Philadelphia, in its so-called student's number, issued a tabulated summary of the announcements of the medical colleges of Canada and the United States, including one hundred and twelve in all, but none homœopathic. A comparative table of the thirteen homœopathic institutions is here given, according to the exact arrangement in the above journal, in order to show that our colleges are up to, and even ahead of the others, in their standards, and for the purpose of pointing out any possible weak points in our curricula. By comparison with the old-school table, it will be seen that, whereas only *two* of our colleges require simply an examination for admission—which may or may not mean more than the teacher's certificate—of the old-school colleges sixteen require no examination whatever, or one-seventh of the whole number. The example of the college that requires, at least a high-school diploma, is worthy of further emulation, as is, indeed, practically suggested by the last Intercollegiate Committee of the American Institute of Homœopathy. No homœopathic college falls below the minimum of a twenty-four weeks' (six months') term, while of the old-school thirty-nine, or more than one-third have a shorter term, ranging from twenty weeks upwards. But *two* homœopathic colleges have ungraded courses, whereas fifty-three, or nearly one-half of the old-school colleges are not graded, having practically but two short years of study.

It will be seen at a glance, that all homœopathic colleges teach the seven fundamental sciences of medicine, even pathology, of which we are *constantly* accused of knowing nothing. On anatomy we are more thorough than the old-school colleges, but four of our

colleges devoting but one year to that study, according to their printed graduation requirements, viz., less than one-fourth, whereas, one-sixth of old-school colleges require but one year, and fourteen others leave the time spent at dissection undeterminate.

Our college announcements ought certainly to be more specific in their statements concerning so important a branch, since a two years' dissection course is commonly recognized as none too long for its proper mastery.

Out of the thirteen colleges, eight (8) require clinical work for graduation, whereas, nearly two-thirds of the old-school colleges are lacking in that requirement.

Fees are about the same as those of the old school.

More than half our colleges offer hospital positions to their graduates, whereas, only a little more than one-third of the others do so.

Bacteriology is by no means thought essential to a homœopathic medical education; only two colleges offering it, being those whose fundamental branches are taught by old-school professors in State universities.

By way of criticism, it seems that we should show a larger proportion of colleges teaching, at least the rudiments, of homœopathic pharmacy, in order that our graduates may be able to intelligently explain the radical differences in our preparation of drugs, and, if necessary, write an intelligible prescription for a homœopathic drug.

It is very noticeable that our old-school competitors see no occasion to tabulate instruction in what we place at the very head of our curricula, viz., *Materia Medica* and *Theory and Practice*. Probably, it is taken for granted; yet, instruction in that line is lamentably meagre in many old-school colleges, if their announcements do not lie.

As to post-graduate instruction, the action of the New York Post-graduate School, last year, excluding all homœopathic graduates, while a brilliant example of bigotry and ingratitude, for our practitioners helped them to become large schools, has brought about the establishment of at least three homœopathic schools of that class—Cleveland, Chicago (two); and Philadelphia has offered such a homœopathic course for at least three years.

In connection with Table No. II., it is instructive to note the following figures for ten years, as taken from the same authority, being the number of homœopathic matriculants and graduates in these ten years:

	1880-1.	1881-2.	1882-3.	1883-4.	1884-5.	1885-6.	1886-7.	1887-8.	1888-9.	1889-90.	Totals.	Per-centage.
Matriculants	1234	1251	1238	1162	1032	1065	1064	1091	1101	1173	11,411	34:1
Graduates....	412	395	445	412	338	374	352	386	375	386	3,878	

Compare this with the corresponding table of old-school graduates and matriculants in the same period :

	1880-1.	1881-2.	1882-3.	1883-4.	1884-5.	1885-6.	1886-7.	1887-8.	1888-9.	1889-90.	Totals.	Per-centage.
Matriculants	9,750	10,195	10,057	10,059	9,245	9,532	10,116	10,854	11,981	13,044	104,833	32.
Graduates....	3,175	3,730	3,298	3,274	3,078	3,202	3,050	3,219	3,657	3,876	33,559	

The difference of two per cent. here noted in the proportion of old-school and homœopathic matriculants and graduates is to be accounted for simply from the greater number entering old-school medicine with various motives, and not from the general higher scholarship afforded by these schools.

A further study of the old-school tables, noted in the beginning, shows these surprising facts, viz. : Thirty-five colleges require no instruction in *Physiology* as part of their printed curriculum ; twenty-seven do not require a knowledge of surgery ; nine do not teach hygiene, nor eight others medical jurisprudence ! It is but fair to state, the last figures include the elective schools of Johns Hopkins, Baltimore, and Clark University, of Worcester, Mass.

Homœopathy need not be ashamed of these comparisons. They seem to me especially opportune at this time, when various legislatures throughout the country are being importuned to pass restrictive medical laws, giving the old school complete jurisdiction over medical practice. The profession and the people should know just what manner of medical men seek to throttle professional progress ; men who many of them, graduated from colleges whose standards of education were by no means up to those of the present at the time of their graduation, ten to thirty years ago.

It would do great good to our cause if these figures were published in all our journals, and given to the press for the enlightenment of those interested.

Of course, instruction in *Materia Medica* and *Therapeutics* and

TABLE NO. I.
Homoeopathic College Announcements for 1889-91 (in Order of Establishment).

Number.	NAME & LOCATION OF COLLEGE.	Organized.	Matri- culation Re- quire- ments.		Weeks in Reg'l Term	Terms in Full Course.	Graded Course.	No. Beds at command for Clinical Instruc'n	Number Instructors.	Obligatory, Practical and Lab- oratory Courses.										Graduation Requirements.					FEES—In Dollars.						Hospital Positions for Graduates.	Term Begins.	
			Age.	*Educa- tional.						Surgery.	Obstetrics.	Gynecology.	Chemistry.	Pharmacy.	Physiology.	Pathology.	Bacteriology.	Physical Diagnosis.	Post-mortem Examination.	Hygiene Teach'g.	Medical Jurispr'dence	Women Admitted.	Practical Examina't'n	Years of Study.	No. Reg'l'r Course.	Dissection Course.	Dissection Required.	Hospital Work Re- quired.	Clinical Work Re- quired.	Thesis.			Matriculation.
1	Hahn. Med. Col., Philadelphia, Pa.	48	18	T. C.	24	3	Yes	700	23	X	X	X	X	X	X	X	X	X	X	X	X	X	X	X	5	100	270	...	30	300	...	X	Sept. 29.
2	Hom. Hosp. Col., Cleveland, O.	49	18	T. C.	24	3	Yes	150	15	X	X	X	X	X	X	X	X	X	X	X	X	X	X	5	40	100	5	30	150	X	X	Sept. 25.	
3	Hom. M. Col. of Mo., St. Louis, Mo.	58	18	Ex.	24	3	Yes	15	X	X	X	X	X	X	X	X	X	X	X	X	X	X	5	65	150	10	25	175	Sept. 18.	
4	Hahn. Med. Col., Chicago, Ill.	59	18	T. C.	24	3	No	150	24	X	X	X	X	X	X	X	X	X	X	X	X	X	X	5	65	150	10	...	150	X	X	Sept. 16.	
5	New York Hom. M. C., N. Y. City.	60	18	* T. C.	24	3	Yes	1100	35	X	X	X	X	X	X	X	X	X	X	X	X	X	X	5	100	8	30	300	X	X	Oct. 1.	
6	N. Y. M. C. & Hosp. for Women, N. Y.	63	18	Ex.	26	3	Yes	1000	19	X	X	X	X	X	X	X	X	X	X	X	X	X	X	Yes	5	75	10	30	150	X	Oct. 1.
7	Pulte Med. Col., of Cincinnati, O.	72	18	T. C.	24	3	No	500	19	X	X	X	X	X	X	X	X	X	X	X	X	X	X	Yes	5	65	150	5	...	150	X	Sept. 17.
8	Boston Univ. Sch. of Med.	73	18	T. C.	36	3	Yes	200	40	X	X	X	X	X	X	X	X	X	X	X	X	X	X	Yes	5	100	300	15	30	330	X	X	Oct. 9.
9	Univ. of Mich., Ho. Dept., Ann Arbor.	75	18	T. C.	36	3	Yes	50	19	X	X	X	X	X	X	X	X	X	X	X	X	X	X	Yes	7	425	85	20	10	170	Oct. 1.
10	Chicago Hom. M. C., Chicago, Ill.	76	18	T. C.	24	3	Yes	500	26	X	X	X	X	X	X	X	X	X	X	X	X	X	X	Yes	5	65	150	10	...	100	...	X	Sept. 23.
11	Iowa State Univ. Ho. Dept., Iowa City.	77	18	H. S. D.	24	3	Yes	100	10	X	X	X	X	X	X	X	X	X	X	X	X	X	X	5	20	10	3	25	58	Oct. 6.
12	Hahn. Hosp. Col. of San Francisco.	84	18	T. C.	24	3	Yes	50	15	X	X	X	X	X	X	X	X	X	X	X	X	X	X	Yes	5	50	265	10	...	305	X	May 1.
13	Univ. of Minn., Col. of H. M. & S., Minneapolis.	88	18	T. C.	36	3	Yes	100	21	X	X	X	X	X	X	X	X	X	X	X	X	X	X	Yes	5	425	85	20	10	130	...	X	Oct. 1.

* The lowest requirement is given. "T. C." means Teacher's Certificate; "H. S. D.," High-School Diploma.
 † These Universities have two scales of fees—the lesser for residents of their own States, the larger for outsiders.
 X Indicates that students are required to attend course.

the Theory and Practice of Medicine, is given in all colleges, but lectures upon the "Philosophy of Homœopathy," or Hahnemann's "Organon," are mentioned in the announcements of only four, viz., Missouri, Pulte, Michigan, and Illinois, which is not in accordance with the resolution of request of the American Institute in 1886.

TABLE II.

No.	NAME.	Matriculants.	Graduates.	Proportion For 10 Years.
1	Hahnemann M. C., Philadelphia, Pa.	203	64	34.1
2	Cleveland M. C. and Hospital	103	35	30.7
3	Homœo. M. C. of Missouri.....	47	24	38.1
4	Hahnemann M. C., Chicago.....	243	96	43.
5	New-York Homœo. M. C.....	122	38	31.5 (6 years.)
6	N. Y. Coll. and Hospital for Women..	36	15	31.5
7	Pulte M. C., Cincinnati, Ohio.....	61	16	38.5
8	Boston Univ., School of Med.....	94	27	27.
9	Univ. of Michigan, Homœo. Dept....	71	21	26.5
10	Chicago Homœopathic M. C.....	114	34	33.1
11	Iowa State Univ., Homœo. Dept.....	32	10	32.2 (7 years.)
12	Hahn. Hosp. Coll., of San Francisco..	39	4	40 (2 years.)
13	Univ. of Minn., Col. of Hom., M. & S.	8	2	23.8
	Total.....	1173	386	
	Average for each College.....	90.2	29.6	

Proportion of Matriculants to Graduates in 1890 = 33.9.

The colleges recently organized at Kansas City (1888), Baltimore (1890), Cleveland (1890), are not here included because not yet recognized by the American Institute of Homœopathy.

The foregoing table shows the number of matriculants (or students in actual attendance, according to their announcements) during the session of 1889-90; also the graduates for 1890, and the percentage of matriculants to graduates for the past ten years (where obtainable). Authority—Report (1890) Illinois State Board of Health.

