



**PARTNERING WITH PARENTS
TO PROMOTE THE HEALTHY DEVELOPMENT
OF YOUNG CHILDREN ENROLLED IN MEDICAID**

**RESULTS FROM A SURVEY ASSESSING THE QUALITY OF
PREVENTIVE AND DEVELOPMENTAL SERVICES FOR YOUNG CHILDREN
ENROLLED IN MEDICAID IN THREE STATES**

Christina Bethell, Colleen Peck, Melinda Abrams,
Neal Halfon, Harvinder Sareen, and Karen Scott Collins

September 2002

Support for this research was provided by The Commonwealth Fund. The views presented here are those of the authors and should not be attributed to The Commonwealth Fund or its directors, officers, or staff.

Copies of this report are available from The Commonwealth Fund by calling our toll-free publications line at **1-888-777-2744** and ordering publication number **570**. The report can also be found on the Fund's website at **www.cmwf.org**.

CONTENTS

List of Charts and Tables.....	iv
About the Authors.....	vi
Executive Summary.....	ix
Introduction	1
I. Health Status of Low-Income Children and Their Parents.....	3
II. Children’s Access to and Utilization of Health Care Services	9
III. Overall Assessment of Preventive and Developmental Health Care for Low-Income Young Children	15
IV. Provision of Anticipatory Guidance and Parent Education	23
V. Assessment of Parental Well-Being and Safety Within the Family.....	32
VI. Parents’ Experiences with Pediatric Clinicians.....	37
Conclusions and Implications.....	41
Appendix: Survey Methodology	44
Notes.....	47

LIST OF CHARTS AND TABLES

ES-1	Nearly One of Five Children Enrolled in Medicaid at Significant Risk for Developmental, Behavioral, or Social Delays.....	xiv
ES-2	Few Children Enrolled in Medicaid Receive Comprehensive Preventive and Developmental Services	xiv
ES-3	Many Parents Have Concerns About Their Child’s Learning, Development, or Behavior That Are Not Addressed.....	xv
ES-4	Having a Personal Pediatric Clinician or Nurse Makes a Difference.....	xv
1-A	Most Young Children Have “Excellent” or “Very Good” Health Status According to Parental Reports.....	6
1-B	Nearly One of Five Children in Medicaid Is at Significant Risk for Developmental, Behavioral, or Social Delays.....	6
1-C	Two of Five Parents Have Concerns About Their Child’s Learning, Development, or Behavior	7
1-D	Parents’ Specific Concerns About Their Children’s Learning, Development, and Behavior	7
1-E	Parents’ Self-Rated Health Status by Parents’ Education	8
1-F	Mothers of Children with Special Health Care Needs Are More Likely to Experience Symptoms of Depression.....	8
2-A	Nearly All Children Saw a Pediatric Clinician in the Last Year.....	12
2-B	Parents Most Likely to Report That a Pediatrician Is Their Child’s Pediatric Clinician	12
2-C	One of Five Children in Medicaid Has No Personal Pediatric Clinician or Nurse .	13
2-D	Reasons for Delayed or Lack of Care Received Among Parents Reporting Access Problems	13
2-E	Concerns and Problems Created Due to a Lack of or Delay in Care Among Parents Reporting Access Problems.....	14
2-F	Parents of Children with Special Health Care Needs Are More Likely to Report Financial Barriers to Care	14
3-A	Proportion of Children Receiving a Basic Level of Preventive and Developmental Care in Each Area Assessed	19
3-B	Infants Are More Likely to Receive a Basic Level of Preventive and Developmental Care.....	19
3-C	Children with No Personal Pediatric Clinician or Who Are at Risk for Delays Are Less Likely to Receive Preventive and Developmental Care	20
3-D	Parents with a Higher Level of Education Are Less Likely to Be Assessed for Psychosocial Issues	20
3-E	Many Parents Are Not Asked if They Have Concerns About Their Child’s Learning, Development, or Behavior	21

3-F	Parents Whose Pediatric Clinicians Proactively Ask if They Have Concerns Are More Likely to Get Needed Information to Address Their Concerns	21
3-G	Many Children at Risk for Developmental, Behavioral, or Social Delays Do Not Receive Follow-Up Care	22
3-H	Care Coordination for Children Receiving Care from Multiple Pediatric Clinicians Often Does Not Occur	22
4-A	Anticipatory Guidance and Parental Education: More Likely for Some Topics Than Others	27
4-B	Provision of Anticipatory Guidance and Parental Education About Physical Care and Well-Being Varies by Age	27
4-C	Provision of Anticipatory Guidance and Parental Education About Developmental Care and Well-Being Varies by Age	28
4-D	Provision of Anticipatory Guidance and Parental Education About Injury Prevention Varies by Age	28
4-E	Parents Want to Discuss Topics Not Addressed by Pediatric Clinicians: Children Under Nine Months Old	29
4-F	Parents Want to Discuss Topics Not Addressed by Pediatric Clinicians: Children 10–18 Months Old	29
4-G	Parents Want to Discuss Topics Not Addressed by Pediatric Clinicians: Children 19–48 Months Old	30
4-H	Parents Who Receive Recommended Anticipatory Guidance and Parental Education Report Fewer Concerns About Their Child’s Growth and Development	30
4-I	Parents Who Report Discussions About Specific Parenting Tips Are Also More Likely to Report Positive Parenting Behavior	31
5-A	Many Parents Are Not Asked About Psychosocial Well-Being and Safety Issues in the Family	34
5-B	Psychosocial Assessment Is More Likely Among Children Who Have a Personal Pediatric Clinician	34
5-C	Pediatric Clinicians Are Not More Likely to Talk with Mothers Who Exhibit Symptoms of Depression About Their Feelings and Moods	35
5-D	Most Parents Are Asked About Tobacco or Substance Abuse	35
5-E	Parents of White Children Are Less Likely to Be Assessed for Smoking and Alcohol or Substance Abuse in the Family	36
6-A	About Half of Parents Report Family-Centered Care Across All Topics	39
6-B	Pediatric Care Could Be More Family-Centered	39
6-C	Parents Who Report Care as Being Family-Centered Are More Likely to Receive Anticipatory Guidance and Parental Education	40
6-D	Parents Indicate That the Health Care Provided to Their Children Could Be More Helpful	40
Table 1	Scoring Algorithm for Threshold Measures of Quality	16

ABOUT THE AUTHORS

Christina Bethell, Ph.D., M.P.H., M.B.A., is the senior vice president for research and policy at FACCT—The Foundation for Accountability. FACCT is a not-for-profit organization dedicated to helping consumers make better health care decisions. Since FACCT's beginning, she has been responsible for the development of quality performance measures and consumer research and is director of the Children and Adolescent Health Measurement Initiative, a national collaborative involving FACCT and over 80 federal and state agencies, consumer, provider, and accrediting organizations, and numerous researchers and experts in child and adolescent health. Dr. Bethell has more than 18 years of experience in both health care policy and administration and public health at the state, local, and federal levels. She is a former senior policy analyst with the Veterans Health Administration in Washington, D.C., senior research associate with Chicago's Rush Primary Care Institute, and health policy analyst with both the American Association of Retired Persons and California's Health Access Foundation. She holds a Ph.D. in health services and policy research from the University of Chicago and an M.B.A. and M.P.H. from the University of California, Berkeley.

Colleen Peck, M.S., is a research associate at FACCT. She holds an M.S. from Dartmouth College's Center for Evaluative Clinical Sciences. Ms. Peck has been most closely involved in work related to the Child and Adolescent Health Measurement Initiative (CAHMI). She has worked primarily on the development, testing, and implementation of two CAHMI measures: 1) The Promoting Healthy Development Survey and 2) The Young Adult Health Care Survey. In addition, aside from her work at FACCT, Ms. Peck also conducts clinical outcomes research for the North Pacific Surgical Associates in Portland, Oregon.

Melinda Abrams, M.S., senior program officer at The Commonwealth Fund, works on the Fund's Task Force on Academic Health Centers and the Assuring Better Child Health and Development Program. While at Harvard, Ms. Abrams was a research assistant to the maternal and child health department. As a consultant to the Community Service Society of New York in 1996, she designed an evaluation of a Medicaid managed care education project. Ms. Abrams worked at the New York Civil Liberties Union's Reproductive Rights Project, where she was in charge of community outreach and public education activities. Ms. Abrams holds an M.S. in health policy from the Harvard School of Public Health.

Neal Halfon, M.D., M.P.H., is professor of pediatrics in the School of Medicine and professor of community health sciences in the School of Public Health at the University of California, Los Angeles (UCLA), and is a consultant in the Health Program at RAND. Dr. Halfon is currently director of the Center for Healthier Children, Families and Communities and directs the Child and Family Health Training Program in the School of Public Health, both at UCLA. Halfon also directs the federally funded Maternal and Child Health Bureau's National Center for Infancy and Early Childhood Health Policy Research. His recent work has attempted to define a developmentally focused model of health production across the life course, and to understand the implications of such an approach for the delivery and financing of health care. Dr. Halfon received an M.D. from the University of California, Davis, and an M.P.H. from the University of California, Berkeley. Dr. Halfon was a Robert Wood Johnson Clinical Scholar at the University of California, San Francisco, and Stanford.

Harvinder Sareen, M.P.H., is a research associate at UCLA's Center for Healthier Children, Families and Communities. She is currently working on a doctoral degree in public health, with an emphasis on the activities and experiences of families with young children. Her work in the past has focused on disparities in the provision of developmental and psychosocial assessments, and referrals to community-based services for families with young children. Her work has also included two consecutive evaluations of the Healthy Start program in California for the California Department of Education. Ms. Sareen played a major role in the development and analysis of the National Survey of Early Childhood Health (NSECH). She is working on NSECH publications and presentations, with an emphasis on disparities in the provision of developmental assessments, use and discussion of child care, discipline techniques, and routines and activities of families with young children.

Karen Scott Collins, M.D., M.P.H., is vice president of The Commonwealth Fund, where she has been responsible for developing the programs of quality of care for underserved populations, women's health, and Assuring Better Child Health and Development, a program focused on improving the health of low-income children. Dr. Collins also holds a faculty appointment of Clinical Associate Professor at The Mailman School of Public Health at Columbia University. Dr. Collins currently serves on the Board of the Jacobs Institute of Women's Health, and previously served on the boards of Grantmakers In Health and the Public Health Association of New York City. She is a member of the Herman Biggs Society for New York City leaders in public health, and serves on local and national advisory committees on health policy issues. She earned her medical degree from Cornell University Medical College and M.P.H. from the Johns Hopkins School of Hygiene and Public Health. Dr. Collins is board-certified in preventive medicine.

EXECUTIVE SUMMARY

A child's environment and experiences in the first years of life have lasting effects, even through adulthood. Brain development, social development, physical well-being, readiness for school, and, ultimately, a child's success in life are all linked to these critical first years of life.¹ For children to flourish, families and their communities must work together to support the achievement of the cognitive, social, emotional, behavioral, and physical milestones essential to the healthy development of children.²

Among the most important partners for parents of young children are physicians and other health care providers. Guidelines recommend that children see a pediatric clinician approximately 12 times during the first three years of life for routine, well-child care services.^{3,4} Given the frequent contact that most parents have with their child's health care providers, pediatric clinicians are in a unique position to ensure that children get the healthy start they deserve.

This report summarizes findings from the Foundation for Accountability's (FACCT's) Promoting Healthy Development Survey-PLUS (PHDS-PLUS), a survey of parents of children under age 4 who were covered by Medicaid.⁵ For this report, responses from a core sample of 1,900 parents (approximately 630 per state) were analyzed. The PHDS-PLUS provides a wealth of information about the provision and quality of preventive and developmental services to low-income children insured through Medicaid. These services include:

- anticipatory guidance and parental education;
- assessment of parental health and well-being and safety within the family;
- assessment of parental concerns and follow-up with children identified as being at risk for developmental, behavioral, or social delays; and
- family-centered care that promotes trust and partnerships with parents.

The survey also examines issues surrounding the health of young children and their parents and family health behaviors and routines. The survey was administered in three states participating in The Commonwealth Fund's Assuring Better Child Health and Development (ABCD) program: North Carolina, Vermont, and Washington.^{6,7,8,9} The ABCD program supports selected state Medicaid agencies' efforts to improve preventive and developmental services for young children and their families.^{10,11}

Key Findings

Among this population of low-income families with a young child under age 4 covered by Medicaid, key findings include:

- **A significant number of children are at risk for developmental, behavioral, and/or social delays.** Two of five parents reported at least one concern about their child's social, emotional, behavioral, and/or cognitive development (40%). The concerns of approximately one of five parents were significant enough to indicate that their child is at high or moderate risk for behavioral, developmental, or social delays based on the Parents' Evaluation of Developmental Status (19%) (Chart ES-1).¹²
- **Few children receive recommended comprehensive preventive and developmental services.** Only about one of five children received preventive and developmental services that met a basic threshold of quality across each of the seven aspects of care assessed (23%). Among the range of preventive and developmental services the American Academy of Pediatrics recommends pediatric clinicians provide, pediatric clinicians were least likely to provide a basic level of assessment on the psychosocial well-being and safety within the family (49%) (Chart ES-2). These findings are not surprising given that earlier studies have shown significant gaps between the preventive and developmental services that are both recommended and needed and what is actually provided.^{13,14,15,16,17}
- **Parents have concerns that are not addressed by pediatric clinicians.** Two of five parents reported that their child's pediatric clinician did not routinely ask whether they had concerns about their child's development and well-being. Less than half of parents who reported potentially serious concerns also reported getting the information they needed to address these concerns (46%). More than three times as many parents who were asked by pediatric clinicians about their concerns reported that they got the information they needed, compared with those who were not asked (66% vs. 20%) (Chart ES-3).
- **Having a personal pediatric clinician or nurse makes a difference.** Nearly one of five children lacked a personal pediatric clinician or nurse who knew the child well (17%). Children with a personal pediatric clinician or nurse were one-and-a-half times more likely to receive a basic level of comprehensive care than children without a personal pediatric clinician or nurse (24% vs. 16%). Parents of children who had a personal pediatric clinician or nurse were nearly one-and-a-half times more likely than parents of children without a personal pediatric clinician or nurse to report receiving family-centered care (74% vs. 51%). Parents

of children with a personal pediatric clinician were also one-and-a-half times more likely to report being asked about their own health and the health of their family, compared with children without a personal pediatric clinician or nurse (30% vs. 20%) (Chart ES-4).

Other Important Findings

- One of 10 children did not get needed care or got delayed care (10%). In half these cases, this downfall was due to a lack of pediatric clinician appointments that would not disrupt parents' ability to meet work responsibilities.
- One of seven parents of children with special health care needs reported problems paying for that care despite having Medicaid coverage for their child (14%).
- Nearly one of three parents reported problems paying for their own health care needs (30%).
- Children at risk for developmental or behavioral delay were about half as likely as other children to receive comprehensive services than those not at risk for such problems (14% vs. 25%).
- Only one of five parents of young children received information or counseling on basic parent education and counseling topics that the American Academy of Pediatrics recommends be routinely discussed, such as reading to children, nutrition, injury prevention, and child behavior and communication.¹⁸
- More than two-thirds of parents not receiving anticipatory guidance in key areas wished their child's pediatric clinician discussed specific issues that were not addressed (67%). Topics of greatest interest were injury prevention, child communication and behavior, and the achievement of developmental milestones such as toilet training.
- Half of mothers who reported symptoms of depression were never asked about their mental and emotional well-being (50%).
- Parents who reported family-centered care were nearly twice as likely to receive anticipatory guidance and parental education (67% vs. 38%).

Implications for State Medicaid Agencies

Results from the PHDS-PLUS reveal areas where state Medicaid agencies can improve the health of low-income young children enrolled in Medicaid. While recent expansions in insurance coverage for children are critical, findings suggest that this coverage is not sufficient to ensure that children receive even a basic level of preventive and developmental services. Implications of this finding for state Medicaid agencies include:

- **State Medicaid agencies need policies to monitor and improve quality.** Preventive and developmental services are the most basic aspects of health care for all children. State Medicaid agencies need to routinely monitor health care quality for children, set performance expectations for health plans and pediatric clinicians, and work with these plans and clinicians in efforts to improve care.
- **States can influence key factors that support quality care.** Promoting quality preventive and developmental services for young children enrolled in Medicaid may require state Medicaid agencies to evaluate and consider changes in:
 - the availability and distribution of pediatric clinicians and community-based developmental services;
 - reimbursement policies and the use of performance incentives for health plans and pediatric clinicians; and
 - strategies to inform parents about a child’s need for preventive and developmental services and how to learn about and play a role in ensuring high-quality care for their children.
- **States should work for more transparency and accountability to consumers.** This conclusion is echoed by the emerging national consensus that measuring and reporting on health care quality to the public must be a priority in order to improve health and health care delivery in the United States.^{19,20}

Implications for Pediatric Clinicians

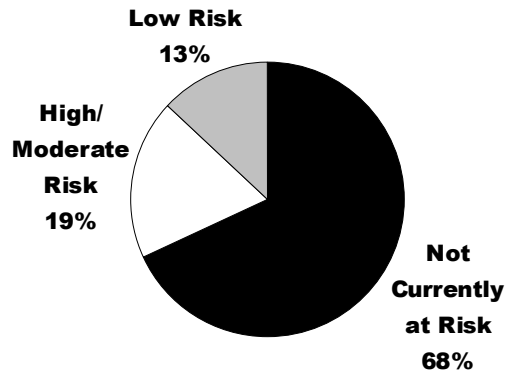
These conclusions indicate that pediatric clinicians should form stronger partnerships with parents to learn about parental concerns and assess children’s development and well-being. The study also suggests that pediatric clinicians are not meeting needs in educating and referring parents to services that could improve their ability to care for their children, as well as help them address other issues that directly affect their children, such as maternal depression, smoking, or alcohol abuse in the home. To better equip them, clinicians need practice-based techniques, methods, and information about:

- what topics are important for the education and counseling of parents;
- how to ask parents about their concerns and follow up with information and support to prevent or address problems;
- how to assess a young child's development; and
- where and how to refer parents for help that is beyond clinicians' ability to provide.

Finally, results of this study demonstrate the value of surveying parents about the quality of health care their child receives and the richness of information that can be obtained through the methodology used in this survey (see Appendix). The information is essential to understanding the degree to which health care is meeting the needs of children and whether efforts to improve the quality of care are making a difference. Findings emphasize that parent-reported assessments of preventive and developmental services for young children provide valid and valuable information to guide efforts to improve the quality of their health care.

Chart ES-1. Nearly One of Five Children Enrolled in Medicaid at Significant Risk for Developmental, Behavioral, or Social Delays

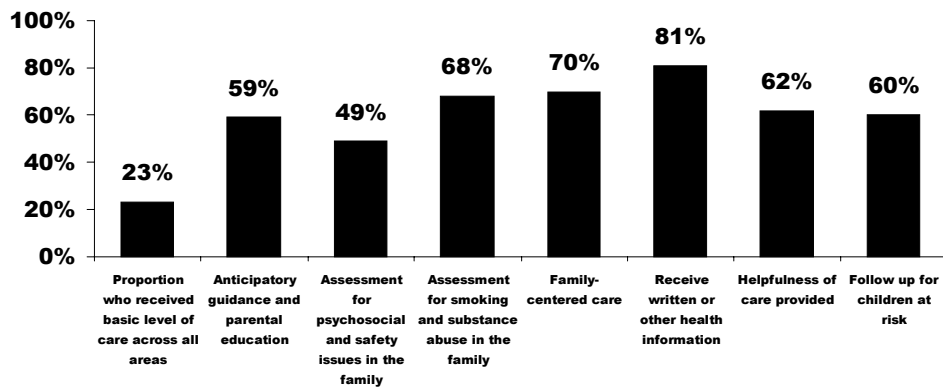
Based on Parents' Evaluation of Developmental Status (PEDS)



Source: FACCT's 2001 PHDS-PLUS.

Chart ES-2. Few Children Enrolled in Medicaid Receive Comprehensive Preventive and Developmental Services

Proportion of parents who report care that meets a basic threshold indicating acceptable quality care*

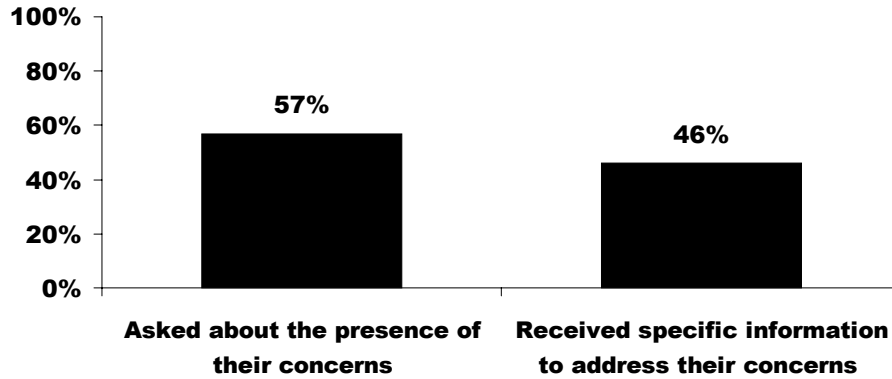


* Note: See Table 1 for calculation of threshold measures.

Source: FACCT's 2001 PHDS-PLUS.

Chart ES-3. Many Parents Have Concerns About Their Child's Learning, Development, or Behavior that Are Not Addressed

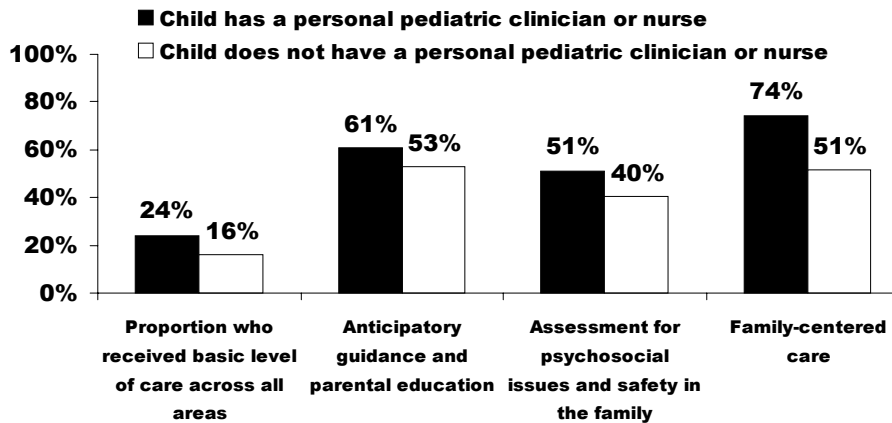
Proportion of parents with one or more concerns about their child's learning, development, or behavior



Source: FACCT's 2001 PHDS-PLUS.

Chart ES-4. Having a Personal Pediatric Clinician or Nurse Makes a Difference

Proportion of parents who report care that meets a basic threshold indicating acceptable quality care*



* Note: See Table 1 for calculation of threshold measures.

Source: FACCT's 2001 PHDS-PLUS.

PARTNERING WITH PARENTS TO PROMOTE THE HEALTHY DEVELOPMENT OF YOUNG CHILDREN ENROLLED IN MEDICAID

INTRODUCTION

A child's environment and experiences in the first years of life have lasting effects. Brain development, social development, physical well-being, readiness for school, and, ultimately, a child's success in life are all linked to these critical first years of life.²¹ For children to flourish, families and communities must work together to support the achievement of the cognitive, social, emotional, behavioral, and physical milestones essential to the healthy development of children.

Parents have many concerns about their children's health and development, and they need and want information and support to help their children thrive.²² Some evidence from recent national surveys indicates that parents are not getting the information they need.^{23,24,25} Among the most important partners for parents of young children are physicians and other health care providers. Guidelines recommend that children see a pediatric clinician approximately 12 times in the first three years of life for routine, well-child care services.²⁶ Given the frequent contact that most parents have with their child's health care providers, pediatric clinicians are in a unique position to ensure that children get the healthy start they deserve.

Previous studies indicate that parents want to talk with their child's pediatric clinicians about a range of topics such as feeding and nutrition, sleep, injury prevention, learning, communication, discipline, and toilet training.^{27,28,29,30} In fact, in one recent national survey conducted by The Commonwealth Fund, parents indicated that they would pay more for health services that provided more support in these areas.³¹ Many parents also want guidance on what might be considered more sensitive issues such as smoking, alcohol and drug use, depression and mental health, family violence, and gun safety.^{32,33,34} Yet studies confirm that significant gaps persist between the preventive and developmental services that are both recommended and needed and what is actually being provided.^{35,36,37,38,39}

Studies also show that education and counseling provided by pediatric clinicians can be effective in enhancing parental behaviors that promote the healthy development of children in areas such as language development,^{40,41,42} injury prevention,^{43,44,45} safety,^{46,47,48} feeding and nutrition,^{49,50} discipline and parent-child interactions,^{51,52,53,54} sleeping,^{55,56,57} and toilet training.⁵⁸ When pediatric clinicians and other health care providers address

parental concerns and needs for information and also pay attention to the health of the family in which children live and grow, many benefits can result:

- parental knowledge, skill, and confidence in parenting abilities can be improved, and the inherent stress and worry of parenting can be reduced;
- a child's strengths and well-being can be nurtured, and problems with a child's development can be detected early or avoided altogether;^{59,60} and
- families can be linked to valuable services and resources in their community, and home and community conditions that support the health and development of children can be encouraged.^{61,62,63}

The health care system, and pediatric clinicians in particular, should take an active role in promoting the healthy development of children. A number of recent initiatives and programs have focused on improving the quality of children's health care, including The Commonwealth Fund's Assuring Better Child Health and Development (ABCD) program.^{64,65} This program supports selected state Medicaid programs to improve the quality of developmental services available for young children.

This report summarizes findings from the Foundation for Accountability's (FACCT's) Promoting Healthy Development Survey-PLUS (PHDS-PLUS), a survey of parents of children under age 4 who were covered by Medicaid.⁶⁶ For this report, responses from a core sample of 1,900 parents (approximately 630 per state) were analyzed. The survey asked parents about the health of their young children and family and to what extent their child's needs for preventive and developmental services were being met by the health care system. Collecting information directly from parents is extremely important. Recent studies have clearly documented that pediatric clinicians often underestimate concerns about parenting and the developmental status of children, as well as the presence of other risks to the health of the child.^{67,68,69,70,71,72,73}

I. HEALTH STATUS OF LOW-INCOME CHILDREN AND THEIR PARENTS

When assessing preventive and developmental care for young children, it is important to get a full picture of the health characteristics of the child and family. The PHDS-PLUS examines three distinct aspects of a child's health:

- overall health status of the child;⁷⁴
- whether adult/parent respondent has concerns about their child's development and behavior that indicate the child is at risk for a developmental/behavioral delay using the Parents' Evaluation of Developmental Status questionnaire;⁷⁵ and
- whether the child has a chronic physical, mental, or behavioral health problem that requires special health services and/or results in a functioning problem for the child, using the Children with Special Health Care Needs Screener.⁷⁶

Questions focusing on the health of the adult/parent respondent include:

- a single item asking about general health status;⁷⁷
- two items asking about work days lost due to mental or physical health problems;⁷⁸ and
- three items to identify mothers at high risk for depression.⁷⁹

Key Findings

While the survey found that the overall health status was excellent or very good for most young children enrolled in Medicaid, many experienced health problems and had special health care needs. Many parents had concerns about their child's learning, development, and behavior, and a significant number of children were at risk for behavioral, developmental, or social delays.

While most low-income children were healthy, many experienced health problems.

- Eight of 10 young children had "excellent" or "very good" health status according to parents' reports (80%) (Chart 1-A). Parents of infants (0 to 18 months) were somewhat more likely to report "excellent" or "very good" health status when compared with parents of children ages 19 to 48 months.

- One of eight (12%) children was born with a low birth weight and/or prematurely. These children had poorer health status compared with children with a normal birth weight and gestation.
- About one of eight children (12%) under four years old had a chronic condition or other special health care need likely to require ongoing, comprehensive, and coordinated health care services.
- One of five children (19%) was at high or moderate risk for behavioral, developmental, or social delays based on the Parents' Evaluation of Developmental Status (Chart 1-B).

Parents were concerned about their children's development.

- Two of five parents (40%) raised at least one concern about their child's social, emotional, behavioral, and cognitive development (Chart 1-C).
- One of five parents (20%) said that they were concerned about their child's language development (Chart 1-D).
- More than one of five parents of children 10 months or older were concerned about how their child behaved (22%), and 19 percent were concerned about how their child got along with others.
- Nearly one of five parents (17%) of children 19 months or older reported concerns about their child's pre-school and learning skills.

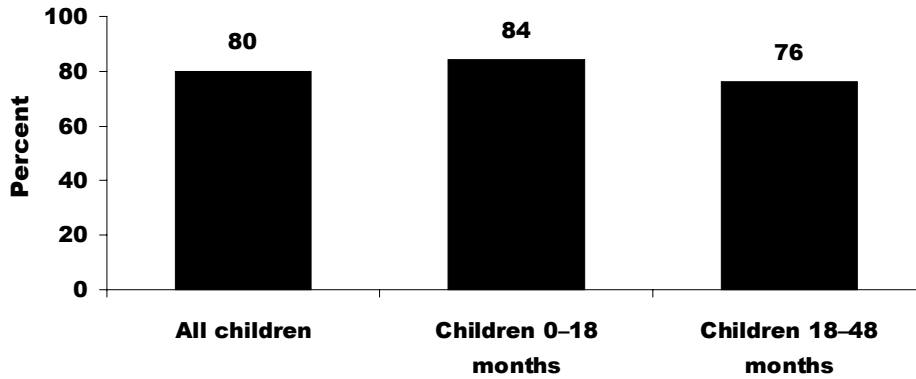
Many parents of low-income young children experienced health problems.

- Only three of five parents (60%) reported "excellent" or "very good" health status.
- Only 48 percent of parents with less than a high school level of education reported "excellent" or "very good" health status, compared with 61 percent of parents with a high school or greater level of education (Chart 1-E).
- Sixteen percent of parents noted "seven or more" poor physical health days in the past 30 days. This compares with 12 percent in the general U.S. population of women under age 45.⁸⁰

- One of five (19%) mothers experienced symptoms of depression. Mothers ages 18 to 24 and those with children with special health care needs were more likely to report symptoms of depression compared with other mothers (Chart 1-F).

Chart 1-A. Most Young Children in Medicaid Have “Excellent” or “Very Good” Health Status According to Parental Reports

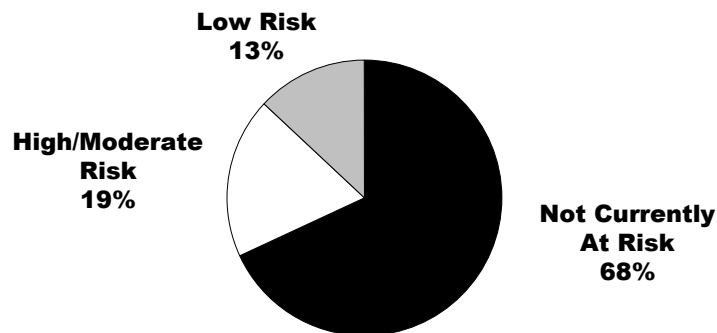
Proportion of parents rating their child’s health status as “excellent” or “very good” in the last 12 months



Source: FACCT’s 2001 PHDS-PLUS.

Chart 1-B. Nearly One of Five Children in Medicaid Is at Significant Risk for Developmental, Behavioral, or Social Delays

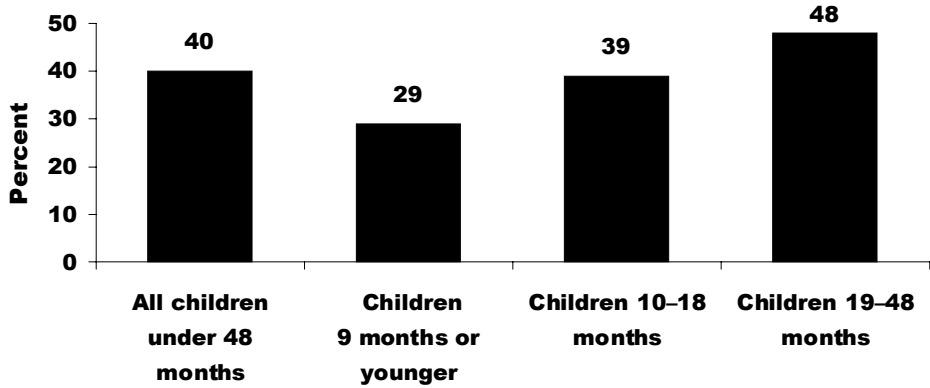
Based on Parents’ Evaluation of Developmental Status (PEDS)



Source: FACCT’s 2001 PHDS-PLUS.

Chart 1-C. Two of Five Parents Have Concerns About Their Child's Learning, Development, or Behavior

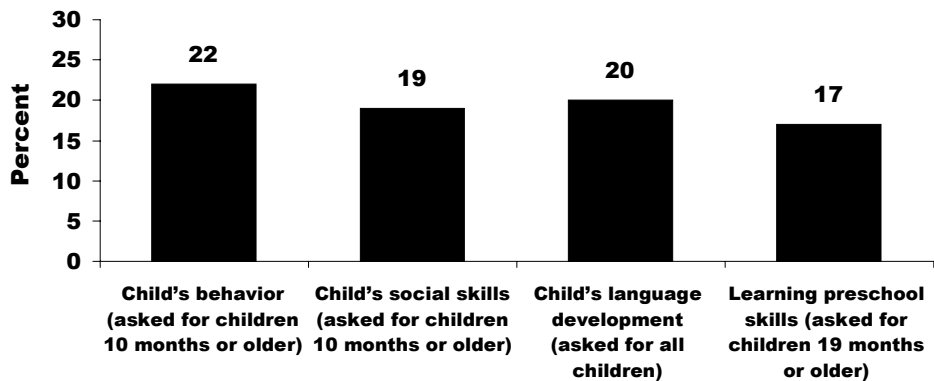
Proportion of parents reporting one or more concerns about their child's learning, development, or behavior



Source: FACCT's 2001 PHDS-PLUS.

Chart 1-D. Parents' Specific Concerns About Their Children's Learning, Development, and Behavior

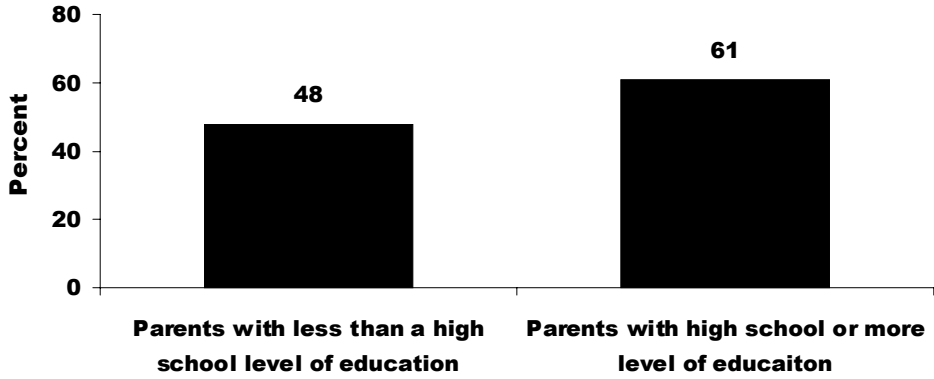
Proportion of parents who noted "a lot" or "a little" concern about the following aspects of their child's learning, development, or behavior



Source: FACCT's 2001 PHDS-PLUS.

Chart 1-E. Parents' Self-Rated Health Status by Parents' Education

Proportion of parents rating their health as "excellent" or "very good"



Source: FACCT's 2001 PHDS-PLUS.

Chart 1-F. Mothers of Children with Special Health Care Needs Are More Likely to Experience Symptoms of Depression

Proportion of mothers reporting symptoms of depression



Source: FACCT's 2001 PHDS-PLUS.

II. CHILDREN'S ACCESS TO AND UTILIZATION OF HEALTH CARE SERVICES

In assessing the quality of care received by young children covered by Medicaid, it is important to consider the pattern of health care service utilization and reported problems in getting care. PHDS-PLUS items that ask the adult/parent respondents about the child's access to and use of health care services include:

- questions about the target child's use of the health care system (e.g., number, type, and settings of health care visits) and whether they have or had problems getting their child needed health care;^{81,82}
- questions about problems accessing the health care system (e.g., care not received or delayed care), the reason for the lack of or delay in care, and the effect of lack of or delay in care on the parent/child;
- questions about whether adult/parent respondents have or had difficulty paying for health care services for themselves or their child;⁸³ and
- questions relating to whether their child has a regular pediatric clinician and received a developmental assessment and whether their child's care was coordinated as needed.⁸⁴

Key Findings

Nearly all children included in the survey had visited a pediatric clinician or other health care provider in the last year. However, a significant proportion of children lacked a personal pediatric clinician or nurse, had problems in accessing the health care system, and had a high rate of emergency room use. Many parents reported having trouble paying for a child's health supplies as well as for their own health care.

Children enrolled in Medicaid routinely used health care services.

- Nearly all children (99%) had visited a pediatric clinician's office or clinic in the past year. Thirty percent of the children had visited a pediatric clinician one to three times in the past year and 70 percent had visited a pediatric clinician four or more times (Chart 2-A).
- One of three children (33%) had visited an emergency room at least once in the past year, and 9 percent had at least one overnight hospital stay according to

parents. Children with special health care needs were two times more likely than others to visit the emergency room or have an overnight hospital stay.

- Most parents (77%) reported that their child’s personal pediatric clinician was a pediatrician. Seventeen percent of parents reported that their young child’s personal health care provider was a family practice physician, and 3 percent reported that the provider was a nurse practitioner (Chart 2-B).

Health care access problems persisted for some children.

- Nearly one of five children (17%) lacked a personal pediatric clinician or nurse who knew the child well (Chart 2-C).
- One of 10 children did not get needed care or care was delayed. In half those cases, the problem was a lack of available appointments with pediatric clinicians or other health care providers. More than half of parents reported that this lack of availability had an impact on their ability to meet work and other daily responsibilities (Charts 2-D and 2-E).
- Twice as many parents of children with chronic conditions and other special health care needs reported problems paying for their child’s health care needs compared with parents whose children did not have special health care needs (14% vs. 7%) (Chart 2-F).

Parents had trouble paying for their child’s basic needs and their own health care.

- Two of five parents experienced “a lot” or “some” trouble paying for much-needed supplies for their children, such as diapers, formula, food, clothing, and shoes.
- Nearly one of three parents had “a lot” or “some” trouble paying for their own health care.

Nearly all Medicaid families were assisted by the Women, Infants, and Children (WIC) Program.

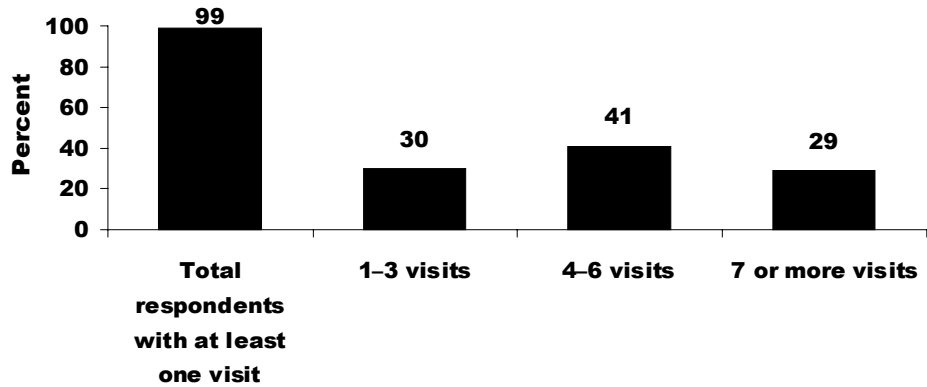
- Nearly nine of 10 parents (86%) reported assistance through the WIC Program.

Few parents were offered or referred to parenting or health education classes.

- Only one of 10 parents (10%) reported being referred to any parenting or health education program or class. A similar number (11%) reported actually attending a parenting class after the birth of their child.
- Of parents who were referred to a parenting or health education program or class, 29 percent had attended a program or class focused on child development. The other parents had attended a program or class about parenting skills (19%), breastfeeding (11%), or some other subject (37%).

Chart 2-A. Nearly All Children Saw a Pediatric Clinician in the Last Year

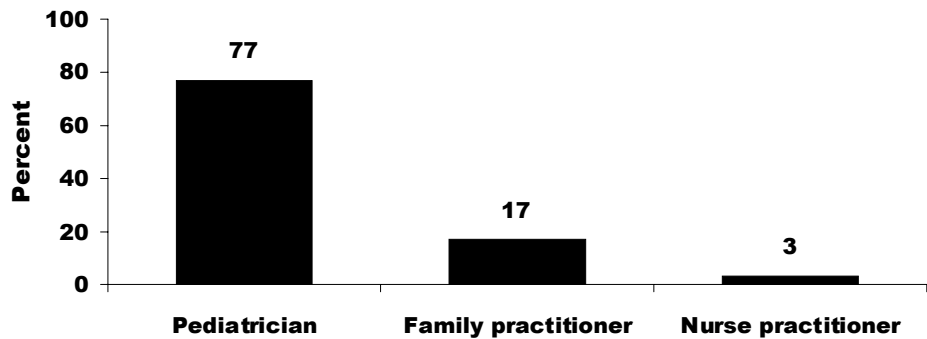
Proportion of parents reporting their child visited a pediatric clinician's office or clinic in the last year



Source: FACCT's 2001 PHDS-PLUS.

Chart 2-B. Parents Most Likely to Report That a Pediatrician Is Their Child's Pediatric Clinician

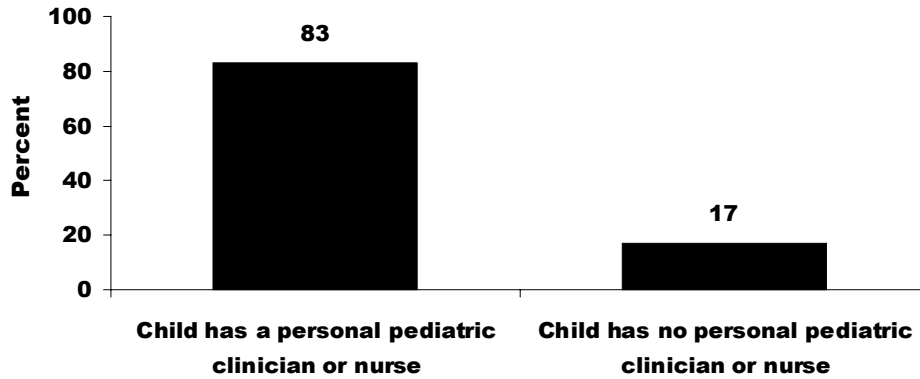
(Of the 83% of parents who report their child has a personal pediatric clinician)
Proportion by type of pediatric clinician



Source: FACCT's 2001 PHDS-PLUS.

Chart 2-C. One of Five Children in Medicaid Has No Personal Pediatric Clinician or Nurse

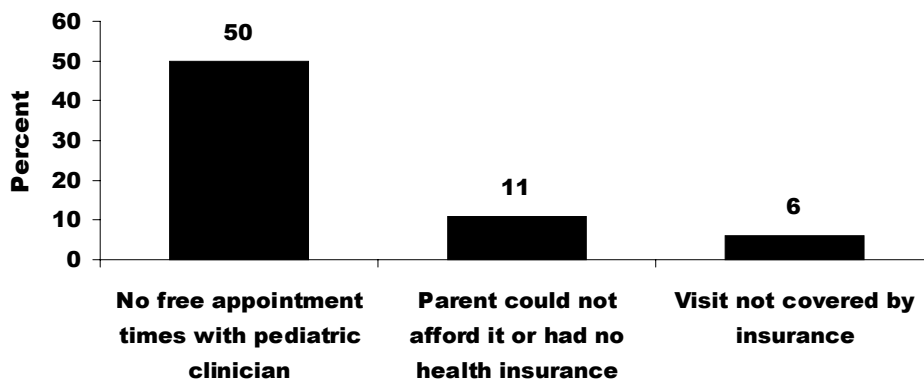
Proportion of parents reporting



Source: FACCT's 2001 PHDS-PLUS.

Chart 2-D. Reasons for Delayed or Lack of Care Received Among Parents Reporting Access Problems

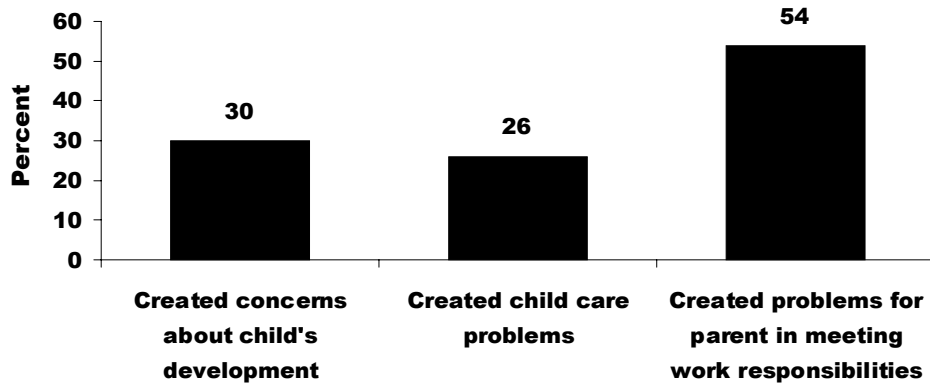
Of the 10 percent of parents reporting access problems, proportion who noted the following:



Source: FACCT's 2001 PHDS-PLUS.

Chart 2-E. Concerns and Problems Created Due to a Lack of or Delay in Care Among Parents Reporting Access Problems

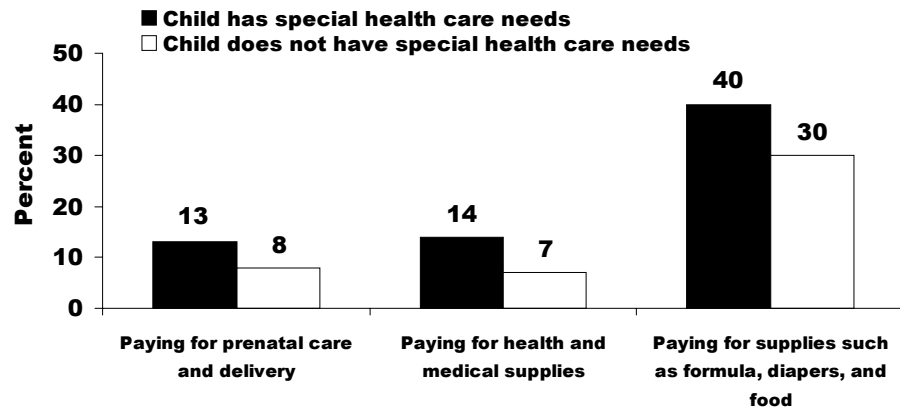
Of the 10 percent of parents reporting access problems, proportion noting the following:



Source: FACCT's 2001 PHDS-PLUS.

Chart 2-F. Parents of Children with Special Health Care Needs Are More Likely to Report Financial Barriers to Care

Proportion of parents who noted "a lot" or "some" problems*



* Note: See Table 1 for calculation of threshold measures.

Source: FACCT's 2001 PHDS-PLUS.

III. OVERALL ASSESSMENT OF PREVENTIVE AND DEVELOPMENTAL HEALTH CARE FOR LOW-INCOME YOUNG CHILDREN

The PHDS-PLUS assesses the level and quality of comprehensive preventive and developmental care that the American Academy of Pediatrics and the federal Maternal and Child Health Bureau recommend pediatric clinicians should provide for children under age 4. Specifically, the PHDS-PLUS measures the following seven aspects of recommended care:

- provision of age-appropriate anticipatory guidance and parental education;
- assessment of psychosocial issues and safety in the family;
- assessment of smoking, alcohol, and substance abuse in the family;
- provision of written and other health information to parents;
- family-centered care (communication and partnership with pediatric clinicians);
- provision of follow-up care for children at high or moderate risk for developmental/behavioral or social delays; and
- helpfulness of care provided.

Calculation of Quality Measures

Survey items for topics listed above are used to construct composite quality measures. These measures are calculated by combining response across relevant items within a topic area, such as anticipatory guidance or psychosocial assessment of the family. Throughout this report we present “threshold” scores for the composite quality measures. These threshold scores are calculated as summarized in Table 1 below.

Table 1. Scoring Algorithm for Threshold Measures of Quality

Quality Measure	Scoring Algorithm for Threshold Measure
Anticipatory guidance and parental education	Proportion of respondents reporting “yes” to discussing 80 percent or more of a core subset of topics that the American Academy of Pediatrics recommends pediatric clinicians discuss with parents (10–12 topics included per age group).
Psychosocial assessment of the parent and family	Proportion of respondents reporting “yes” to discussing at least two of three psychosocial assessment topics that the American Academy of Pediatrics recommends pediatric clinicians discuss with parents, including parent depression and moods, safety and guns in the home, and availability of emotional support for parent.
Assessment of smoking and alcohol and drug misuse in the home	Proportion of respondents reporting “yes” to being asked about smoking in the home and alcohol and drug misuse in the home.
Follow-up for children at-risk for developmental, behavioral, or social delays	Proportion of respondents whose child is identified as being at risk for delay using the Parents’ Evaluation of Developmental Status that report receiving some form of follow-up care.
Health information	Proportion of respondents reporting “yes” to having received some type of written, audio, video, or other form of information they can take home on each of three topics: child development, child safety and injury prevention, and child’s physical health and well-being.
Family-centered care	Proportion of respondents reporting, on average across five topics, that care received from their child’s pediatric clinician is “usually or always” family-centered.
Helpfulness of care	Proportion of respondents reporting, on average, that the care received from their child’s pediatric clinician is “helpful or very helpful” in building their knowledge about child behavior and child safety and injury prevention and confidence as a parent. This topic also includes getting needed information in a timely way and helping parents meet their own needs while caring for their child.

Key Findings

Low-income children covered by Medicaid received certain elements of preventive and developmental care to varying degrees. Only one of five children, however, received all aspects of care assessed by the PHDS-PLUS. This means that many parents had concerns about their child’s well-being and questions about parenting that went unrecognized and unaddressed by the child’s pediatric clinician. Variations in the quality of care were observed across many child and parent characteristics such as age, race, health and marital status, and whether a child has a regular pediatric clinician. The variations presented in this report remain after controlling for potentially confounding variables.

Few children received comprehensive preventive and developmental care.

- About one of five children (23%) received preventive and developmental services that met a basic threshold of quality across the seven aspects of care assessed in the survey. The highest levels of preventive care services provided by pediatric clinicians were reported in the areas of assessment of smoking and alcohol and drug use in the family. The lowest levels were reported in the area of psychosocial assessment of well-being and safety within the family (Chart 3-A).
- Aspects of care varied according to child and parent characteristics. For example, toddlers were consistently less likely than infants or older youngsters to receive comprehensive services (Chart 3-B). This variation in quality remained in multivariate and logistic regression analyses controlling for factors such as child, family, and health care system characteristics.
- About half as many children at risk for developmental or behavioral problems received comprehensive services compared with those not at risk for such problems (14% vs. 25%) (Chart 3-C).
- Children with a personal pediatric clinician or nurse were one-and-a-half times more likely to receive comprehensive care compared with children without a personal pediatric clinician or nurse (24% vs. 16%).
- Parents with a high school education or less were significantly more likely to receive a basic level of assessment for psychosocial issues, safety, smoking, and substance abuse in the family compared with parents who reported higher levels of education (Chart 3-D).

Many parents' concerns about their child's development were not addressed.

- Two of five parents (40%) said they were never asked by their child's pediatric clinician whether they had concerns about their child's development and well-being. This was true regardless of how many concerns a parent had (Chart 3-E).
- More than half of parents (54%) with concerns about their child's development did not get the information they needed to address these concerns, especially those related to their child's behavior and communication (Chart 3-F).
- Parents who were asked by pediatric clinicians about their concerns were three times as likely to get the information they needed compared with parents who were not asked (66% vs. 20%).

Children at risk for developmental, behavioral, or social delays may not be getting appropriate follow-up care to track and address these issues.

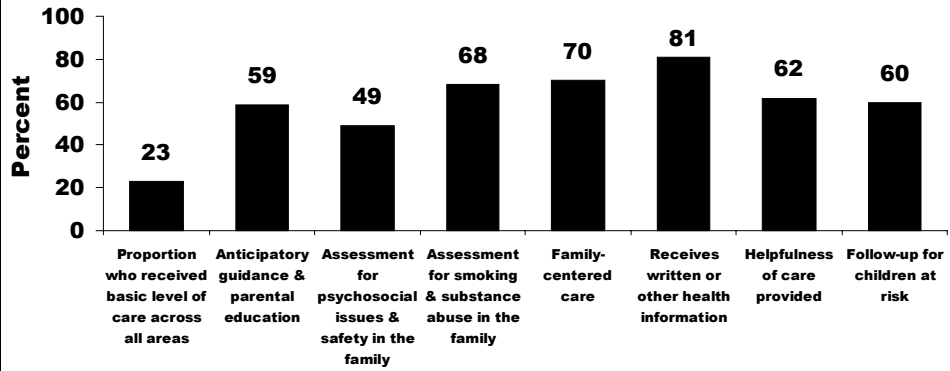
- For two of five children (40%) at risk for developmental, behavioral, or social delays, no follow-up steps to track and/or assess possible problems were reported by parents (Chart 3-G).

Although many young children received care from multiple pediatric clinicians, that care was often not coordinated.

- One of four parents (24%) reported that their child received care from more than one kind of health care provider or used more than one kind of health care service.
- Nearly two of five parents (38%) of children receiving care from more than one provider reported that no one from their child's pediatric clinician's office or clinic helped them to coordinate their child's care (Chart 3-H).

Chart 3-A. Proportion of Children Receiving a Basic Level of Preventive and Developmental Care in Each Area Assessed

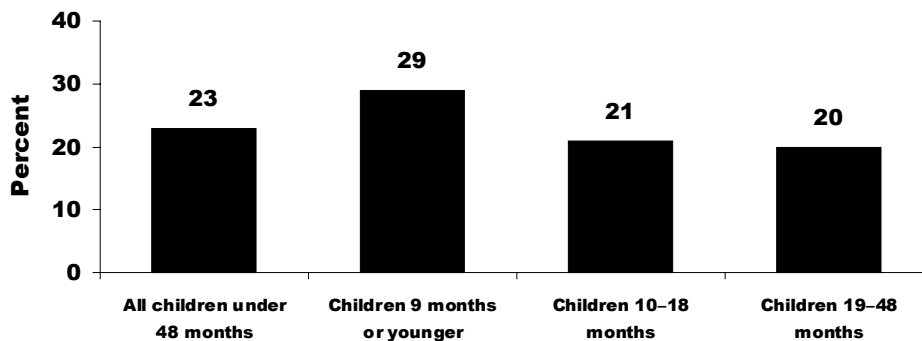
Proportion of parents who report care that meets a basic threshold indicating acceptable quality care*



* Note: See Table 1 for construction of threshold measures.
Source: FACCT's 2001 PHDS-PLUS.

Chart 3-B. Infants Are More Likely to Receive a Basic Level of Preventive and Developmental Care

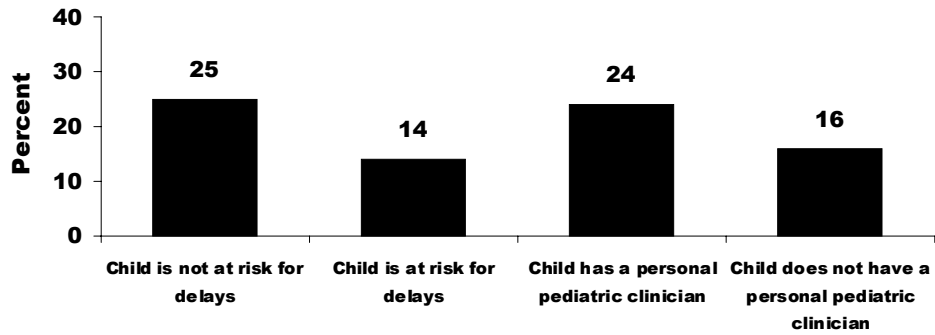
Proportion of parents who report care that meets a basic threshold indicating acceptable quality care*



* Note: See Table 1 for calculation of threshold measures.
Source: FACCT's 2001 PHDS-PLUS.

Chart 3-C. Children with No Personal Pediatric Clinician or Who Are at Risk for Delays Are Less Likely to Receive Preventive and Developmental Care

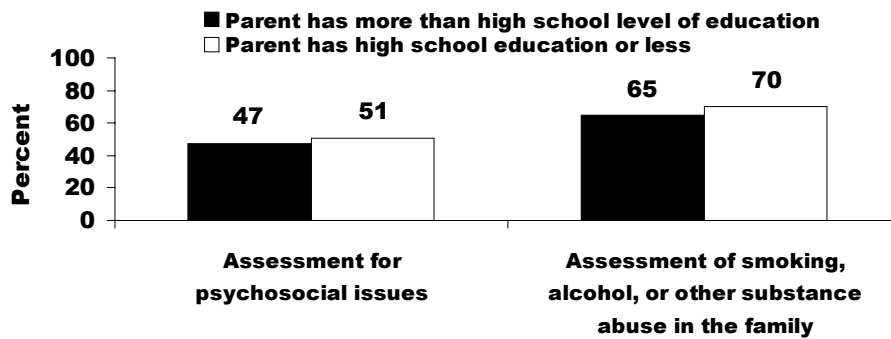
Proportion of parents who report care that meets a basic threshold indicating acceptable quality care*



* Note: See Table 1 for calculation of threshold measures.
Source: FACCT's 2001 PHDS-PLUS.

Chart 3-D. Parents with a Higher Level of Education Are Less Likely to Be Assessed for Psychosocial Issues

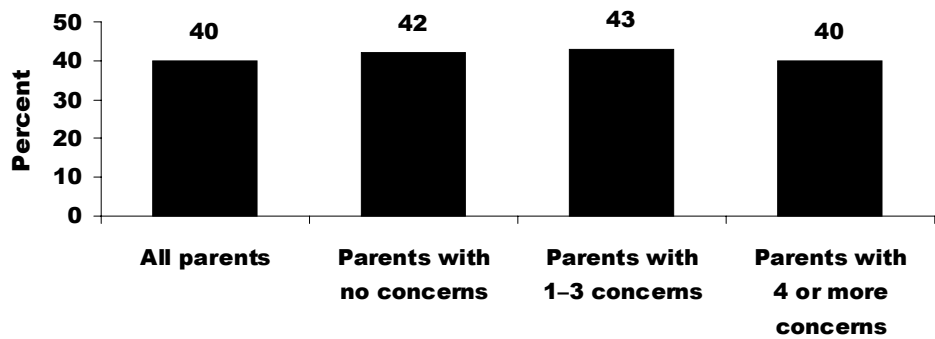
Proportion of parents who report care that meets a basic threshold indicating acceptable quality care*



* Note: See Table 1 for calculation of threshold measures.
Source: FACCT's 2001 PHDS-PLUS.

Chart 3-E. Many Parents Are Not Asked if They Have Concerns About Their Child's Learning, Development, or Behavior

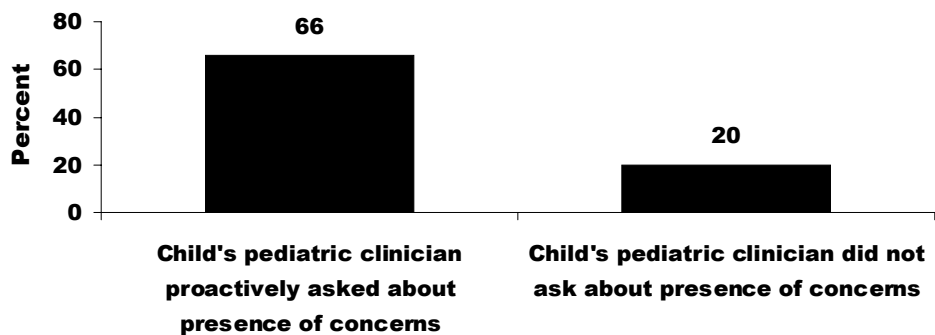
Proportion of parents who are not asked by their child's pediatric clinician(s) if they have concerns about their child's learning, development, or behavior



Source: FACCT's 2001 PHDS-PLUS.

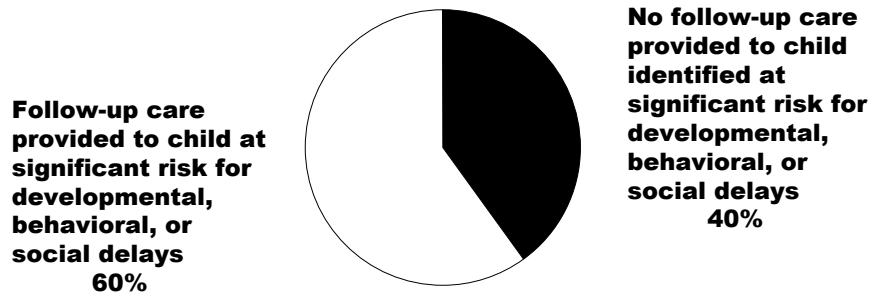
Chart 3-F. Parents Whose Pediatric Clinicians Proactively Ask if They Have Concerns Are More Likely to Get Needed Information to Address Their Concerns

Proportion of concerned parents who received specific information to address their concerns



Source: FACCT's 2001 PHDS-PLUS.

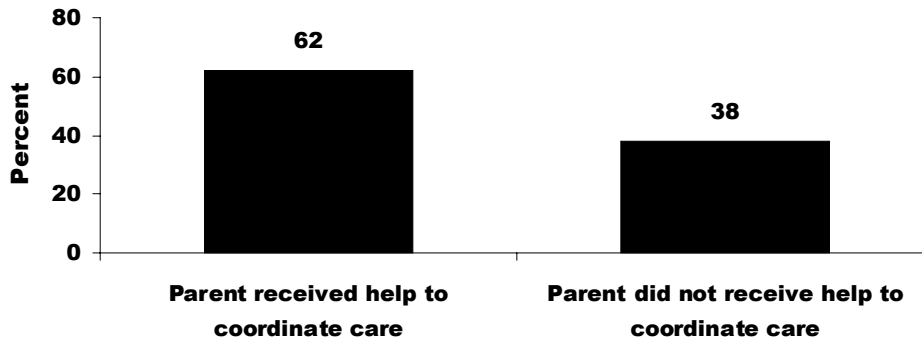
Chart 3-G. Many Children at Risk for Developmental, Behavioral, or Social Delays Do Not Receive Follow-Up Care



Source: FACCT's 2001 PHDS-PLUS.

Chart 3-H. Care Coordination for Children Receiving Care from Multiple Pediatric Clinicians Often Does Not Occur

Of the 24 percent of children receiving care from multiple pediatric clinicians, the proportion who receive care coordination services



Source: FACCT's 2001 PHDS-PLUS.

IV. PROVISION OF ANTICIPATORY GUIDANCE AND PARENT EDUCATION

The PHDS-PLUS includes age-specific items that ask about the anticipatory guidance and parental education topics pediatric clinicians may have discussed with them in the last 12 months. It is recommended that these topics be discussed routinely within a 12-month time period and focus on the following issues:

- physical care and well-being, such as nutrition, placing young children on their back to sleep, and bedtime routines;
- developmental care and well-being, such as how the child gets along with others, night waking and fussing, language development, toilet training, and the importance of reading to the child; and
- injury prevention, such as how to make the house and car safe for the child.

Key Findings

Parents were consistently more likely to report that their child's pediatric clinician discussed issues related to injury prevention and physical care than issues related to their child's communication, behavior, and development. Parents who did receive anticipatory guidance and parental education reported fewer concerns about their child's development and were also more likely to report engaging in positive parenting behaviors compared with parents who did not receive guidance and education.

Parents needed and wanted more information about their child's well-being.

- Only one of five parents of young children had received information or counseling on each of the essential parent education and counseling topics covered in the survey that the American Academy of Pediatrics recommends be routinely discussed,^{2,3,4} such as reading to children, nutrition, injury prevention, and child behavior and communication.
- Two of three parents who reported that their child's pediatric clinician did not talk with them about one or more key topics indicated that they wished they had received information about these topics. This was especially true for topics related to injury prevention, child communication and behavior, and the achievement of developmental milestones such as toilet training.

Pediatric clinicians consistently emphasized some aspects of a child's health and development over others, with some variation by age of child.

- Pediatric clinicians were more likely to address issues related to the physical care of the child (46%) and injury prevention (52%) than to address topics related to the child's development, behavior, and social growth (35%) (Chart 4-A).
- Among the anticipatory guidance topics, parents of infants nine months old or younger reported that pediatric clinicians were most likely to talk about putting a child to sleep on his or her back (95%) and car safety (93%) and less likely to discuss what a child is able to understand (71%) and how to avoid burns to the child (63%).
- For parents of children ages 10 to 18 months, pediatric clinicians were most likely to focus on nutrition (92%) and car safety (91%) and less likely to focus on establishing bed/naptime routines (68%) and discipline techniques (56%).
- For parents with children ages 19 to 48 months, pediatric clinicians were most likely to discuss issues related to food and feeding (87%) and car seat safety (85%) and less likely to discuss discipline techniques (61%) and toilet training (56%).

Parents of infants age nine months and younger wanted more information about their child's development, learning, and behavior.

- Three of five parents (60%) of children nine months old or younger whose pediatric clinician did not discuss what their child was able to understand reported that they wished they had discussed this with their child's pediatric clinician (Chart 4-E).
- Nearly half of parents of children nine months old or younger (48%) whose pediatric clinician did not discuss the importance of reading or showing a picture book to their child reported that they wished they had discussed this with their child's pediatric clinician.
- Nearly half of parents of children nine months old or younger (47%) whose pediatric clinician did not discuss what behaviors parents can expect to see in their child reported that they wished they had discussed this with their child's pediatric clinician.

Parents of children ages 10 to 18 months old said they would like more information on safety, sleeping habits, and nutrition.

- Three of five parents of children ages 10 to 18 months old (59%) whose pediatric clinician did not discuss treatment of poisoning (using syrup of Ipecac) with parents reported that they wished they had discussed this with their child's pediatric clinician (Chart 4-F).
- Nearly two of five parents of children ages 10 to 18 months old (38%) whose pediatric clinician did not discuss night waking and fussing with parents reported that they wished they had discussed this with their child's pediatric clinician.
- Three of five parents of children ages 10 to 18 months old (60%) whose pediatric clinician did not discuss vitamins and foods the child should eat reported that they wished they had discussed this with their child's pediatric clinician.

Parents of children ages 19 to 48 months old wished they had more opportunity to discuss issues of safety and learning with their pediatric clinician.

- More than half of parents of children ages 19 to 48 months (54%) whose pediatric clinician did not discuss treatment of poisoning (using syrup of Ipecac) reported that they wished they had discussed this with their child's pediatric clinician (Chart 4-G).
- Nearly half of parents of children ages 19 to 48 months (45%) whose pediatric clinician did not discuss the words and phrases their child uses and understands reported that they wished they had discussed this with their child's pediatric clinician.
- Two of five parents of children ages 19 to 48 months (40%) whose pediatric clinician did not discuss ways to teach their child about dangerous situations reported that they wished they had discussed this with their child's pediatric clinician.

Parents who received recommended anticipatory guidance and parental education reported more benefits and fewer concerns about their child's growth and development.

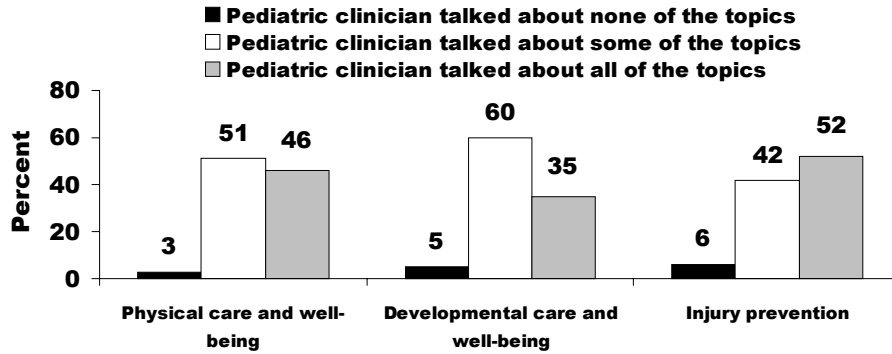
- Parents whose pediatric clinician talked with them about how their child behaves were significantly less likely to report concerns about their child's behavior compared with parents who reported no such discussions with their pediatric providers (21% vs. 27%) (Chart 4-H).
- Parents whose pediatric clinician talked with them about how their child gets along with others were significantly less likely to report concerns about their child's social skills than parents who reported no such discussions with their pediatric provider (18% vs. 25%).
- More than twice as many parents who discussed their child's behavior with their pediatric clinician reported that care they received was helpful in understanding their child's behavior as compared with parents who did not discuss these issues with pediatric clinicians (48% vs. 21%).

Parents who reported receiving recommended anticipatory guidance and parental education also reported more positive parenting behaviors.

- Over one-and-a-half times as many mothers of children ages nine months or younger who reported breastfeeding their baby also reported that their child's pediatric clinician had discussed breastfeeding with them compared with mothers who did not report breastfeeding their child (67% vs. 41%) (Chart 4-I).
- Nearly twice as many parents of children age nine months or younger who lowered the temperature on their hot water heater reported that their child's pediatric clinician had discussed burn prevention with them, compared with parents who did not report adjusting the water temperature (68% vs. 37%).
- Nearly twice as many parents of children ages 10 to 18 months who keep syrup of Ipecac in their home reported that their child's pediatric clinician had discussed treatment of poisoning with them, compared with parents who did not report keeping syrup of Ipecac in their home (82% vs. 44%).

Chart 4-A. Anticipatory Guidance and Parental Education: More Likely for Some Topics Than Others

Proportion of parents reporting discussion with pediatric clinician(s)

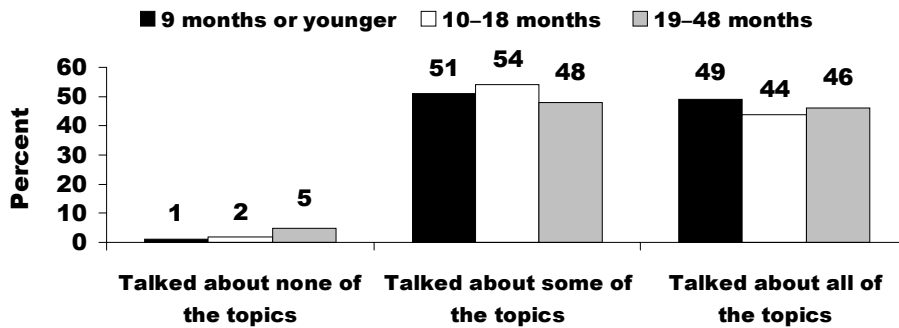


Note: See Appendix for a complete list of the individual survey items included for each topical focus.

Source: FACCT's 2001 PHDS-PLUS.

Chart 4-B. Provision of Anticipatory Guidance and Parental Education About Physical Care and Well-Being Varies by Age

Proportion of parents reporting discussion with pediatric clinician

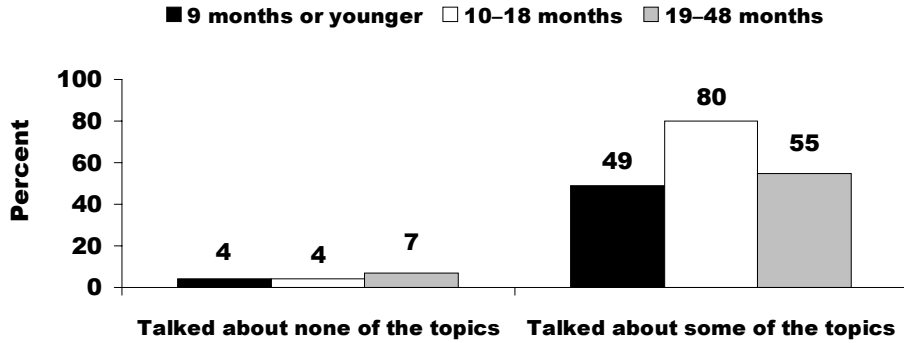


Note: See Appendix for a complete list of the individual survey items included for each topical focus.

Source: FACCT's 2001 PHDS-PLUS.

Chart 4-C. Provision of Anticipatory Guidance and Parental Education About Developmental Care and Well-Being Varies by Age

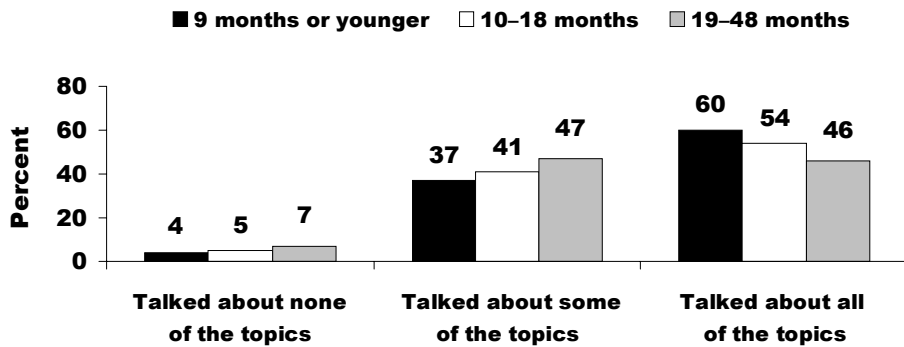
Proportion of parents reporting discussion with pediatric clinician



Note: See Appendix for a complete list of the individual survey items included for each topical focus.
Source: FACCT's 2001 PHDS-PLUS.

Chart 4-D. Provision of Anticipatory Guidance and Parental Education About Injury Prevention Varies by Age

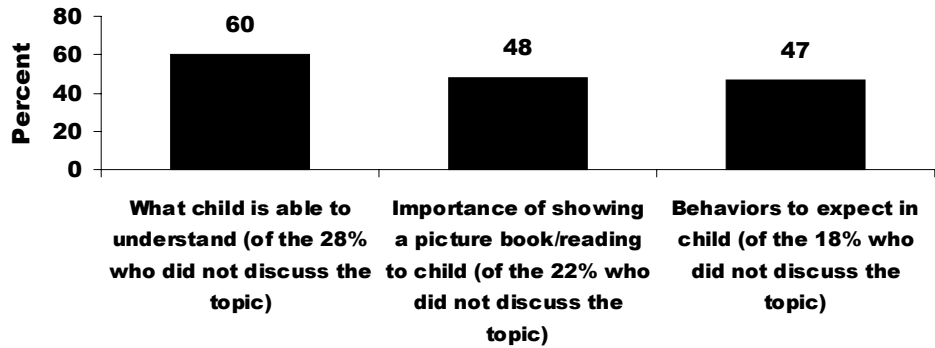
Proportion of parents reporting discussion with pediatric clinician



Note: See Appendix for a complete list of the individual survey items included for each topical focus.
Source: FACCT's 2001 PHDS-PLUS.

Chart 4-E. Parents Want to Discuss Topics Not Addressed by Pediatric Clinicians: Children Under Nine Months Old

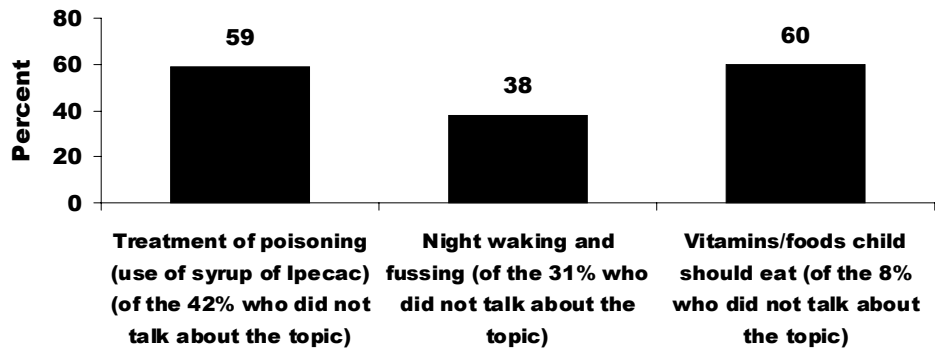
Proportion of parents with children under nine months old whose pediatric clinician did not discuss the topic, but parents wished they had



Source: FACCT's 2001 PHDS-PLUS.

Chart 4-F. Parents Want to Discuss Topics Not Addressed by Pediatric Clinicians: Children 10–18 Months Old

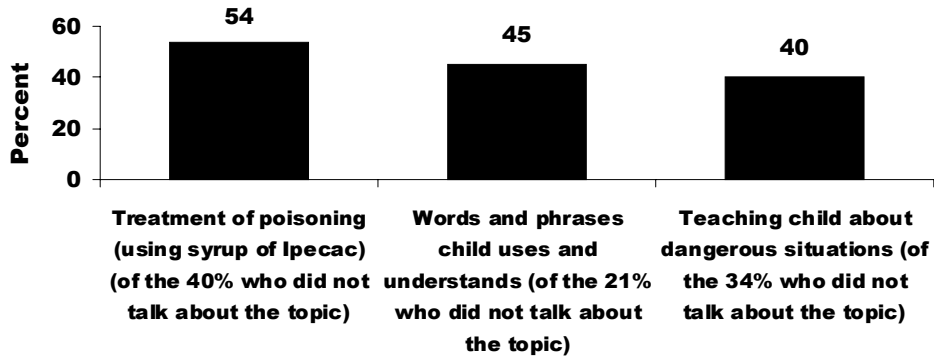
Proportion of parents with children 10–18 months old whose pediatric clinician did not discuss the topic, but parents wished they had



Source: FACCT's 2001 PHDS-PLUS.

Chart 4-G. Parents Want to Discuss Topics Not Addressed by Pediatric Clinicians: Children 19–48 Months Old

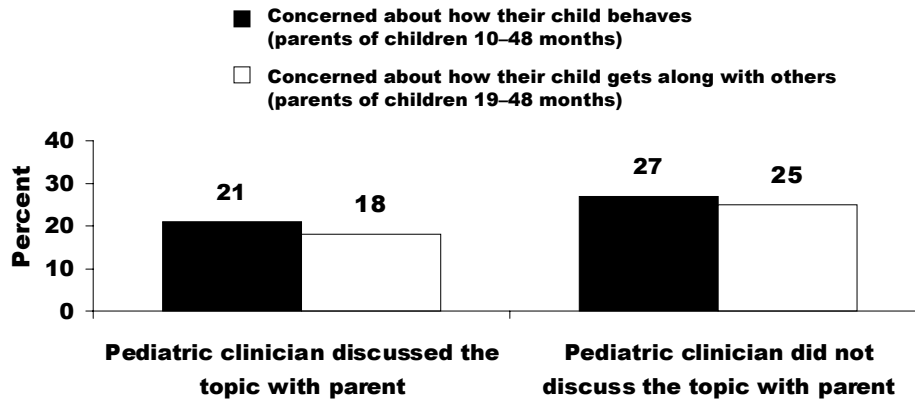
Proportion of parents with children 19–48 months old whose pediatric clinician did not discuss the topic, but parents wished they had



Source: FACCT's 2001 PHDS-PLUS.

Chart 4-H. Parents Who Receive Recommended Anticipatory Guidance and Parental Education Report Fewer Concerns About Their Child's Growth and Development

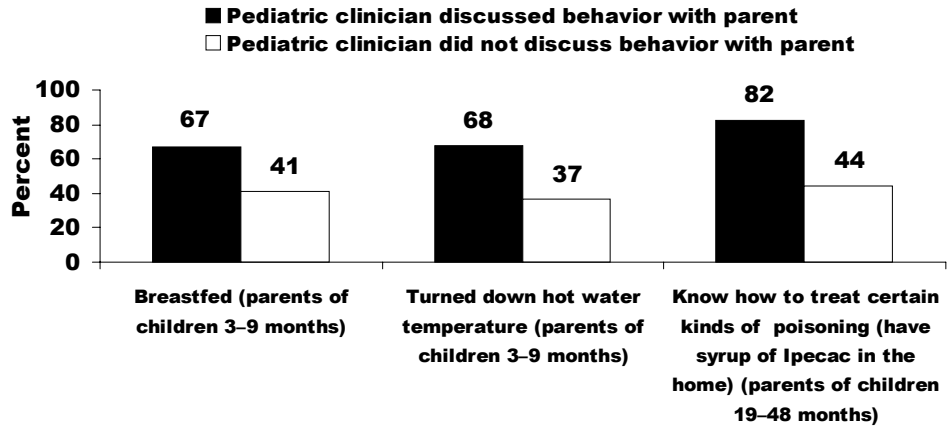
Proportion of parents with a specific concern



Source: FACCT's 2001 PHDS-PLUS.

Chart 4-I. Parents Who Report Discussions About Specific Parenting Tips Are Also More Likely to Report Positive Parenting Behavior

Proportion of parents who report doing associated parenting behavior



Source: FACCT's 2001 PHDS-PLUS.

V. ASSESSMENT OF PARENTAL WELL-BEING AND SAFETY WITHIN THE FAMILY

The stability of parents and homes are major determinants of the health and well-being of young children. National guidelines recommend that pediatric clinicians assess the well-being of parents and safety within the family. PHDS-PLUS includes questions about whether the child's pediatric clinician assessed the parent and family for the following:

- depression and emotional health of the parent;
- source of social and emotional support for parents;
- firearms in the home;
- smoking in the household; and
- alcohol and other substance abuse in the household.

Key Findings

Pediatric clinicians did not usually assess the mental and emotional well-being of parents. Smoking in the home was the most common issue to be assessed regarding the health of the family environment. Based on findings from this study, it does not appear that low rates of assessment are due to targeting those most at risk. Parents with symptoms of depression or who are at greater risk for the misuse of alcohol were not more likely to report being asked about these topics by pediatric clinicians.

Few parents were asked about their own health or family well-being.

- Less than one of three parents (28%) reported that their child's pediatric clinician talked with them about topics relating to their own well-being and safety, such as depression and moods, social and emotional support, and the presence of firearms in the home (Chart 5-A).
- Half of parents (50%) reported that their child's pediatric clinician did not talk with them about whether they experienced symptoms of depression.
- Four of 10 parents (42%) reported that their child's pediatric clinician did not talk with them about whether they had someone to turn to for emotional support.
- Six of 10 parents (59%) reported that their child's pediatric clinician did not talk with them about whether they had firearms in the home.

- Parents of children with a personal pediatric clinician or nurse were one-and-a-half times more likely to report being asked about their own health and the health of their family compared with children without a personal pediatric clinician or nurse (30% vs. 20%) (Chart 5-B).

Parents experiencing depression were often not identified by pediatric clinicians.

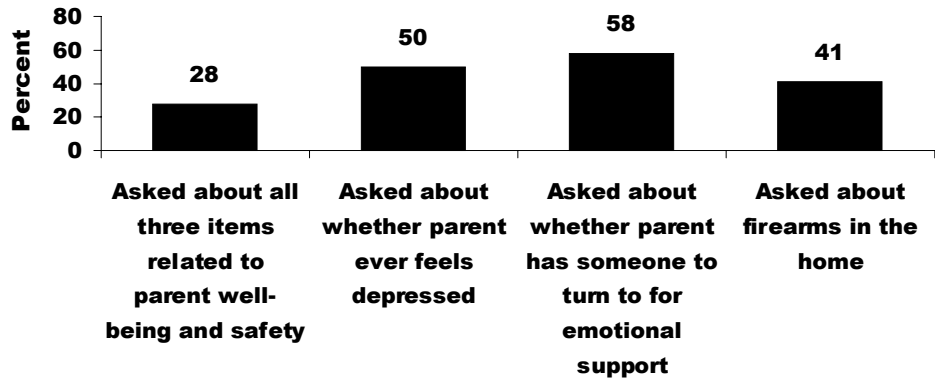
- Half of mothers (50%) who experienced symptoms of depression in the past year said that they were not asked about their mental and emotional well-being by their child's pediatric clinician during this time (Chart 5-C).

Assessment of smoking, alcohol, and drug use occurred inconsistently.

- Almost seven out of 10 parents (69%) were asked about smoking and alcohol and drug use in the home. However, of those who were not asked about all three behaviors, three times as many parents were only asked about smoking (30% not asked about alcohol or drugs vs. 10% not asked about smoking) (Chart 5-D).
- Pediatric clinicians were more likely to ask racial minorities than whites about smoking, alcohol, and drug use (74% vs. 65%) despite lack of evidence that these issues are more likely to occur among racial minorities (Chart 5-E).

Chart 5-A. Many Parents Are Not Asked About Psychosocial Well-Being and Safety Issues in the Family

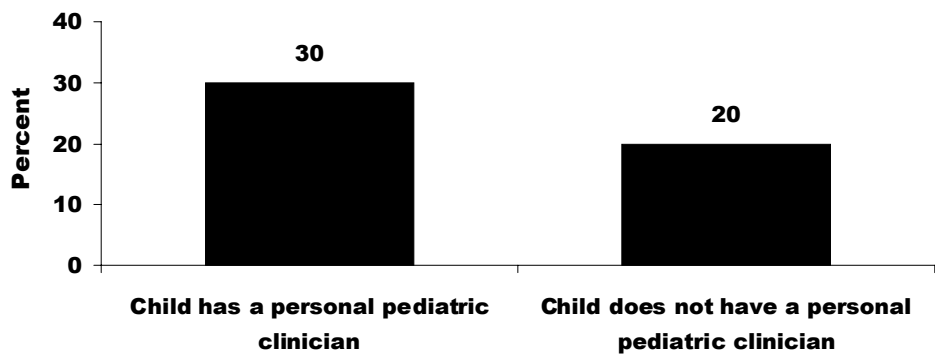
Proportion of parents asked in last 12 months



Source: FACCT's 2001 PHDS-PLUS.

Chart 5-B. Psychosocial Assessment Is More Likely Among Children Who Have a Personal Pediatric Clinician

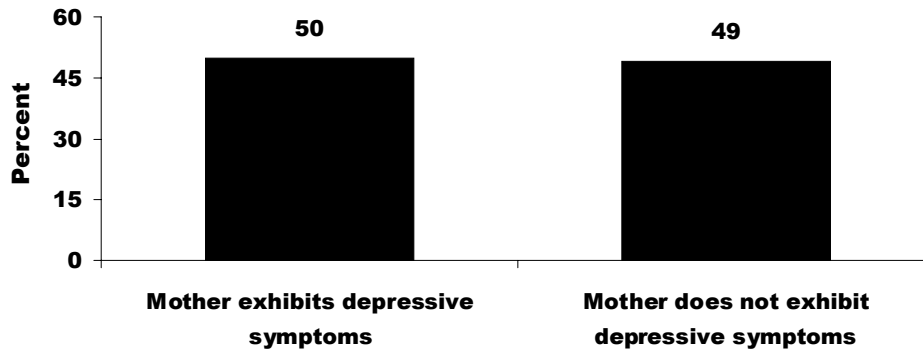
Proportion of parents reporting assessment on all three well-being and safety topics



Source: FACCT's 2001 PHDS-PLUS.

Chart 5-C. Pediatric Clinicians Are Not More Likely to Talk with Mothers Who Exhibit Symptoms of Depression About Their Feelings and Moods

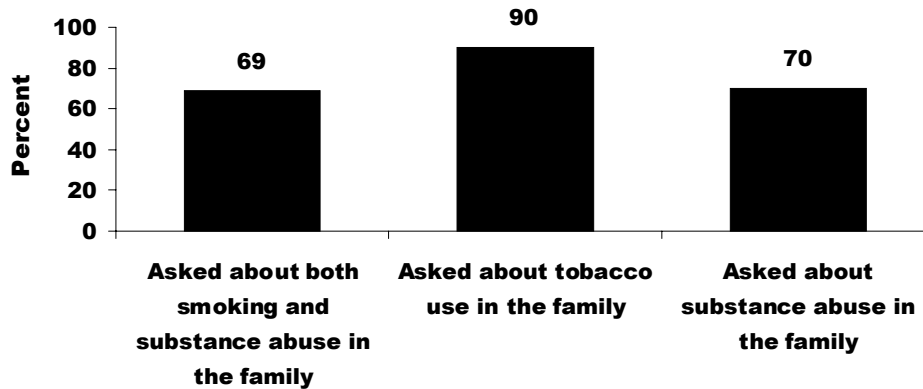
Proportion of mothers whose child's pediatric clinician talked with them about depression



Source: FACCT's 2001 PHDS-PLUS.

Chart 5-D. Most Parents Are Asked About Tobacco or Substance Abuse

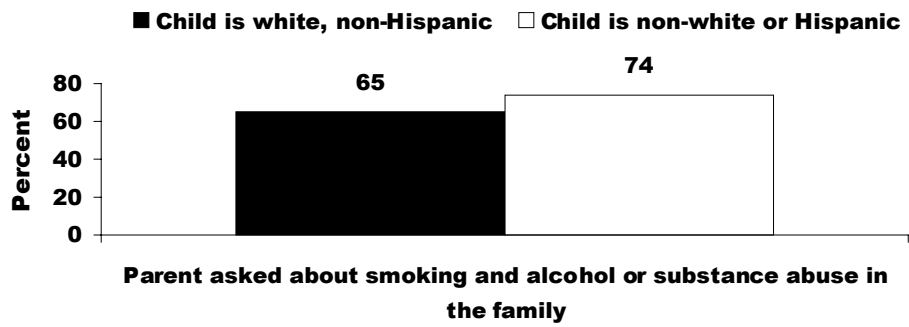
Proportion of parents asked about the following



Source: FACCT's 2001 PHDS-PLUS.

Chart 5-E. Parents of White Children Are Less Likely to Be Assessed for Smoking and Alcohol or Substance Abuse in the Family

Proportion of parents who were asked about smoking and alcohol or substance abuse in the family in the last 12 months



Source: FACCT's 2001 PHDS-PLUS.

VI. PARENTS' EXPERIENCES WITH PEDIATRIC CLINICIANS

One of the most important factors for ensuring that parents get the information and support they need to promote the healthy development of their children is a positive, family-centered partnership with their child's pediatric clinician. Items in PHDS-PLUS that focus on the degree to which the care provided is family-centered include how often the child's pediatric clinicians do the following:

- take time to understand the specific needs of the child;
- respect the parents as the experts about their child;
- build the parents' confidence;
- ask about how the parent is feeling as a parent; and
- take time to understand the parents and the child's family and how the parents prefer to raise their child.

Key Findings

Although most parents reported that pediatric clinicians respected them as the expert about their child and took time to understand their particular needs, breakdowns in communication between many parents and clinicians still occurred. Only half of parents noted that pediatric clinicians usually or always performed all aspects of family-centered care. When clinicians did attend to and provide information for parents as part of family-centered care, their overtures were generally very well received. Parents who reported positive experiences of care and communication with their pediatric clinicians were much more likely to report receiving preventive and developmental care.

Many parents did not experience care as being family-centered.

- Only half of parents (53%) reported that their child's pediatric clinician "usually or always" provided family-centered care in each of five areas (Chart 6-A).
- A greater number of parents whose children have a personal pediatric clinician reported receiving family-centered care compared with parents whose children do not have a regular pediatric clinician.
- Parents of children with high or moderate risk for developmental delays were less likely to receive family-centered care than parents with low or no risk for such delays.

Family-centered care is associated with provision of services:

- Parents who reported that care was family-centered were nearly twice as likely to report receiving anticipatory guidance and parental education (71% vs. 46%) (Chart 6-C).

Parent information and counseling were helpful to parents.

- Nine of 10 parents (90%) who received counseling and information from their child's pediatric clinician reported that these were "very helpful" or "helpful" to them in building their knowledge and confidence as a parent in one or more areas, including:
 - understanding their child's behavior;
 - protecting their child from injuries;
 - getting timely information about issues they are facing with their child; and
 - helping them learn to meet their own needs while caring for their child.

Helpfulness of information and counseling can be improved.

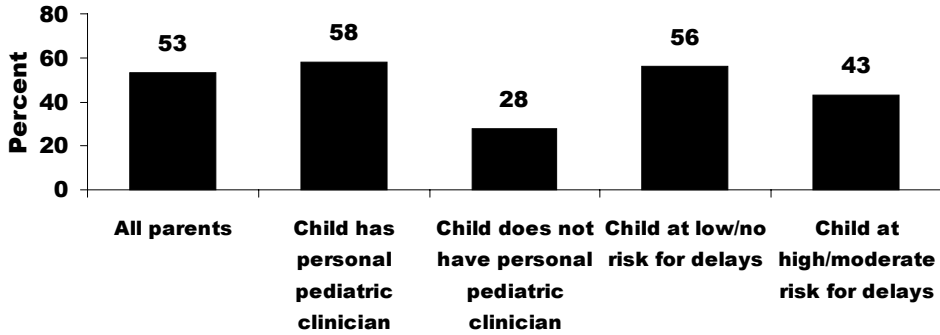
- One of four parents reported that information and counseling provided by their child's pediatric clinician were "not at all" or only "somewhat helpful" in understanding their child's behavior (25%) or protecting their child from injuries (27%) (Chart 6-D).

More attention needs to be given to the well-being of parents.

- More than one of three parents (36%) reported that their child's pediatric clinician never or rarely asked them how they were doing as parents (Chart 6B).
- One of three parents (33%) reported that their child's pediatric clinician was not helpful or only somewhat helpful in helping them to meet their own needs while taking care of their child (Chart 6-D).

Chart 6-A. About Half of Parents Report Family-Centered Care Across All Topics

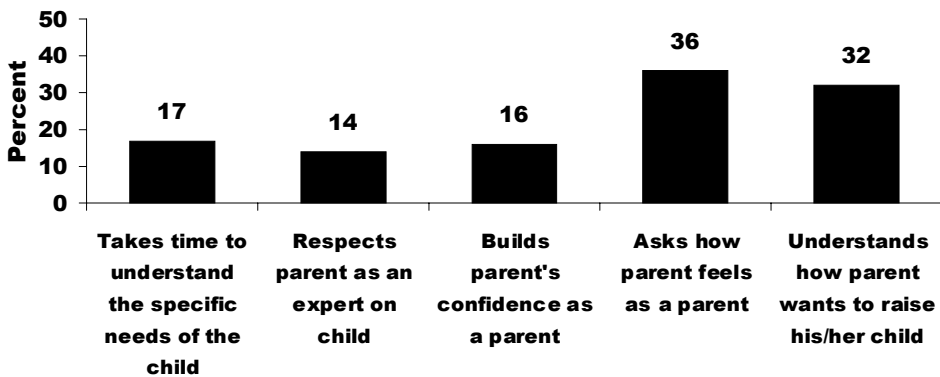
Proportion of parents reporting pediatric clinicians “usually or always” provide family-centered care



Source: FACCT’s 2001 PHDS-PLUS.

Chart 6-B. Pediatric Care Could Be More Family-Centered

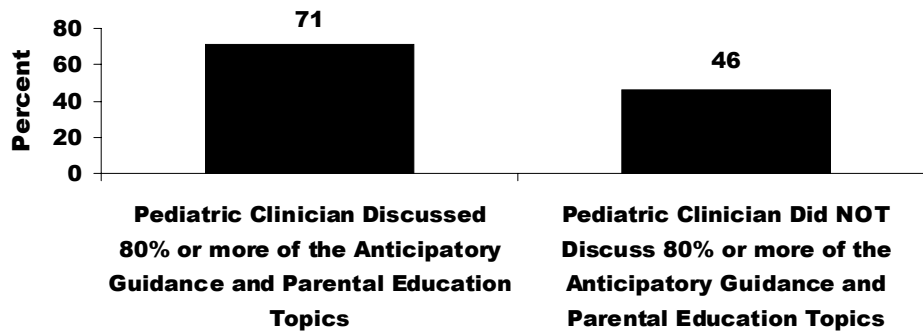
Proportion of parents reporting their child’s pediatric clinician “never” or “sometimes” does the following



Source: FACCT’s 2001 PHDS-PLUS.

Chart 6-C. Parents Who Report Care as Being Family-Centered Are More Likely to Receive Anticipatory Guidance

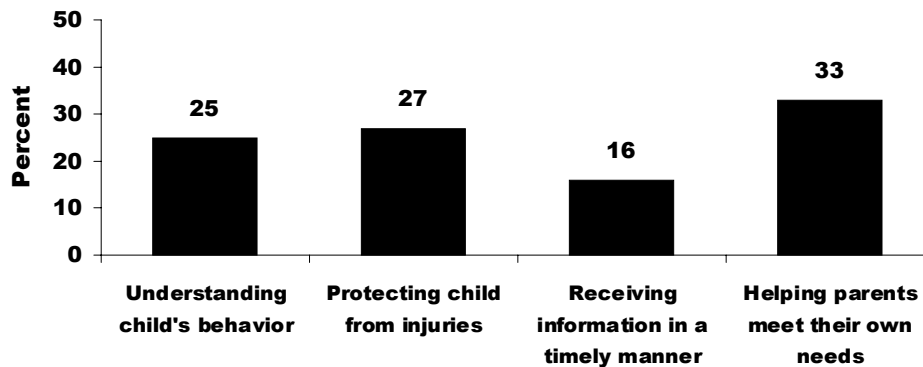
Proportion of parents reporting pediatric clinicians “usually or always” provide all aspects of family-centered care



Source: FACCT’s 2001 PHDS-PLUS.

Chart 6-D. Parents Indicate That the Health Care Provided to Their Children Could Be More Helpful

Proportion of parents who reported that the pediatric care provided was only “somewhat helpful” or “not at all helpful” in addressing the following parenting issues



Source: FACCT’s 2001 PHDS-PLUS.

CONCLUSIONS AND IMPLICATIONS

Findings from the PHDS-PLUS reveal significant opportunities for improving the health of young children. Results show that while many parents and children receive some recommended preventive and developmental services, few receive the kind of comprehensive services that national guidelines and research literature suggest they need. Several conclusions may be drawn based on the results summarized in this report:

- Parents have significant concerns about the development and health of their children that are not addressed by pediatric clinicians.
- Health care access problems persist for many young children, despite Medicaid coverage.
- Few children receive comprehensive preventive and developmental services, and care is often worse for those whose parents have the greatest number and most serious concerns about their child's development and health.
- Higher quality care is provided to children with a personal pediatric clinician or nurse who knows the child well—a finding that underscores the importance of continuity of care.
- Parents need and want more information about parenting their children.
- Educating parents makes a difference in their behaviors and confidence.
- In addition to the child, more attention needs to be given to the health of the parent and family. This is especially true for mothers who report symptoms of depression and/or who have children with chronic conditions and other special health care needs. Health care coverage for parents is essential.
- For many parents, care is neither family-centered nor responsive to their personal needs and concerns.

Implications for Pediatric Clinicians

These conclusions indicate that pediatric clinicians can improve care by forming stronger partnerships with parents, learning about parental concerns, and assessing a child's development and well-being. This study also suggests that there are gaps in educating and referring parents to services that could improve their parenting skills and help them address other issues that directly affect their children, such as maternal depression and smoking or

alcohol abuse in the home. To do so, clinicians need techniques, practice-based methods, and information about:

- what topics are important for the education and counseling of parents;
- how to ask parents about their concerns and provide information and support to prevent or address problems;
- how to assess a young child's development; and
- where and how to refer children and parents for help that is beyond the clinicians' ability to provide.

Implications for State Medicaid Agencies

Results from the PHDS-PLUS reveal important areas where state Medicaid agencies can improve the health of low-income young children enrolled in Medicaid. While recent expansions in insurance coverage for children are critical, findings suggest that insurance coverage is not sufficient to ensure that children receive even a basic level of comprehensive preventive and developmental services. Implications of these findings for state Medicaid agencies indicate that:

- **State Medicaid agencies need policies to monitor and improve quality.** Preventive and developmental services are the foundation of health care for all children. Results of this study suggest that state Medicaid agencies need to monitor health care quality in this area and take steps to set performance expectations for health plans and pediatric clinicians. Agencies also need to work with clinicians in efforts to improve care.
- **States can influence key factors that support quality care.** Promoting quality preventive and developmental services for young children in Medicaid may require state Medicaid agencies to evaluate and consider changes in:
 - the availability and distribution of pediatric clinicians and community-based developmental services;
 - reimbursement policies and the use of performance incentives for health plans and pediatric clinicians;
 - strategies to inform parents about a child's need for preventive and developmental services and how parents can learn about and play a role in ensuring high-quality care for their children; and

- assuring continuous health insurance coverage for children and their families.
- **States should work for better transparency and accountability to consumers.** This conclusion is echoed by the emerging national consensus that measuring and reporting on health care quality to the public must be a priority if we are to improve health and health care delivery in the United States.^{85,86}

Everyone has a role to play in promoting the healthy development of young children. Improvements in care require a comprehensive strategy that involves state purchasers and policymakers, families, pediatric clinicians, and the health care system, as well as communities and society at large. At every level, information is essential to change. Results of this study demonstrate the value of surveying parents about the quality of health care their child receives and the richness of information that can be obtained through this type of methodology. Such information is essential to understanding the degree to which health care is meeting the needs of children and whether efforts to improve the quality of care make a difference.

APPENDIX. SURVEY METHODOLOGY

Overview of the Survey

The Promoting Healthy Development Survey–PLUS (PHDS–PLUS) was administered by a single third-party survey vendor to parents of children under age 4 in three state Medicaid programs. The PHDS–PLUS is a 128-item telephone/interviewer-administered survey developed under the rubric of the Child and Adolescent Health Measurement Initiative, which is coordinated by the Foundation for Accountability (FACCT). The survey takes approximately 15 to 20 minutes to administer by telephone.

The PHDS–PLUS is derived largely from the self-administered Promoting Healthy Development Survey (PHDS) (78% of PHDS–PLUS is in the PHDS). Among the items addressing these topics are those on parental health status from the Centers for Disease Control and Prevention’s Behavioral Risk Factor Surveillance Survey,⁸⁷ a three-item screen for depressive symptoms,⁸⁸ and a screen to identify children with special health care needs.⁸⁹ Each of the three states participating in this study also included an additional five to 10 items that asked adult/parent respondents about topics of particular interest to each state’s ABCD program implementation efforts.

The PHDS–PLUS includes survey items related to the following topics:

- child and adult/parent respondent sociodemographic information;
- child and adult/parent respondent health status and health risks;
- access to and use of health services;
- parent/family activities and behaviors;
- provision by pediatric clinicians of anticipatory guidance and parental education;
- assessment by pediatric clinicians of psychosocial issues and safety in the family;
- assessment by pediatric clinicians of smoking, alcohol, and substance abuse in the family;
- provision of written and other health information to parents;
- whether care provided by pediatric clinicians is family-centered;
- provision by pediatric clinicians of follow-up for children at risk for developmental/behavioral problems; and

- helpfulness of education and counseling provided by pediatric clinicians.

The FACCT website (www.facct.org) provides a mapping of PHDS-PLUS items to each of these topics as well as additional information about the development and testing of these survey items.

Calculation of Quality Measures

Survey items for topics five through 11 listed above were used to construct composite quality measures. These measures were calculated by combining responses across relevant items within a topic area, such as anticipatory guidance or psychosocial assessment of the family. Throughout this report, we present threshold scores for the composite quality measures. These scores are calculated as summarized in Table 1 on page 16.

Identification of Children for Purposes of Survey Administration

Two samples of families with young children were drawn in each state. The first was a random sample of child Medicaid clients, stratified by age (one-fourth were 3 to 9 months old, one-fourth were 10 to 18 months old, and half were 19 to 48 months old) and by length of enrollment in Medicaid (80% met a 12-month continuous enrollment requirement). In addition to this core random sample, unique samples of children were drawn in each state to address specific questions of interest to that state (total sample size = 6,000). In one state, this unique sample was made up of an additional random sample in order to increase the sample size. In the other two states, children were stratified by geographic location and/or race/ethnicity affiliation prior to sampling. Findings from the combined core samples across the three states participating in this study are presented in this report (N = 1903).

Survey Administration

Prior to survey administration, adult/parent respondents received a letter from their state Medicaid agency that described the survey project and explained that the survey was about the health care of a specific child within their family (the target child). Throughout survey administration, the interviewer referred to the child by his or her first name so that it was clear that the respondent should respond to the survey questions relative only to the target child. The parent or guardian in the household that best knew the child's health and his or her medical care history was asked to complete the survey. Up to 20 attempts were made to reach parents of child Medicaid clients by telephone. Overall, 64.7 percent of the families included in the starting sample were successfully contacted and 94.6 percent of those contacted consented to complete the survey.

Study Limitations

Three state Medicaid programs participated in this study. While these states were diverse in terms of racial/ethnic make-up and other factors, findings presented here are not intended to provide a picture of health and health care quality for all young children with Medicaid coverage in America.

Generalizing findings to all children with Medicaid coverage may be further limited due to the fact that the sample for the PHDS-PLUS was composed largely of children continuously enrolled in Medicaid for at least 12 months. Such children may be more likely than those who have limited or episodic enrollment to have a regular provider as well as a more established relationship with health care providers. As such, they may be more likely to receive needed care, and the content and quality of that care may also differ. In addition, only families enrolled in Medicaid for which telephone numbers were available were included in this study. If families without recorded telephone numbers differ from those with recorded phone numbers, unknown biases may result.

Earlier studies show that findings from a telephone administration of the PHDS may yield more positive assessments of the health care system than a mailed administration. This is not surprising considering evidence in the literature showing a consistent, positive, optimistic biasing effect when telephone administration is used.

Overall, we expected both the mode and sampling biases to lead to somewhat optimistic assessments of the health promotion and developmental services provided to the entire Medicaid population in each state.

Finally, it is also important to remember that this survey was conducted only in English and therefore results do not represent the experiences of non-English-speaking families and children.

NOTES

¹ Jack P. Shonkoff and Deborah A. Phillips (eds.). *From Neurons to Neighborhoods: The Science of Early Childhood Development* (Washington, D.C.: National Academy Press, 2000).

² Morris Green (ed.). *Bright Futures: Guidelines for Health Supervision of Infants, Children and Adolescents* (Arlington, Va.: National Center for Education in Maternal and Child Health, 1994).

³ *Guidelines for Health Supervision III* (Elk Grove Village, Ill.: American Academy of Pediatrics, 1997).

⁴ M. R. Solloway and P. P. Budetti (eds.). *Child Health Supervision: Analytical Studies in the Financing, Delivery, and Cost-Effectiveness of Preventive and Health Promotion Services for Infants, Children, and Adolescents* (Arlington, Va.: National Center for Education in Maternal and Child Health, 1995).

⁵ Christina Bethell, Colleen Peck, and Edward Schor, "Assessing Health System Provision of Well-Child Care: The Promoting Healthy Development Survey," *Pediatrics* 5 (May 2001): 1084–94.

⁶ Christina Bethell, Colleen Peck, Debra Read, and Emily Huang. *Medicaid Parents' Experience with the Health Care System: Summary of Findings from a Survey of Parents of Young Children Enrolled in Medicaid in Three ABCD States* (Portland, Ore.: Foundation for Accountability, 2001).

⁷ Ibid.

⁸ Ibid.

⁹ Ibid.

¹⁰ Deborah Curtis and Helen Pelletier. *Building State Medicaid Capacity to Provide Child Development Services: An Overview of the Initiative* (Portland, Maine: National Academy for State Health Policy, March 2000).

¹¹ Deborah Curtis. *Building State Medicaid Capacity to Provide Child Development Services: Early Findings from the ABCD Consortium* (Portland, Maine: National Academy for State Health Policy, February 2002).

¹² Frances Page Glascoe. *Parents' Evaluation of Developmental Status* (Nashville, Tenn.: Ellsworth & Vandermeer Press, 1998).

¹³ K. T. Young, K. David, and C. Schoen, "Listening to Parents: A National Survey of Parents with Young Children," *Archives of Pediatric and Adolescent Medicine* 152 (1998): 255–62.

¹⁴ N. Halfon, M. Inkelas, and D. Wood, "Nonfinancial Barriers to Care for Children and Youth," *Annual Review of Public Health* 16 (1995): 447–72.

¹⁵ Frances Page Glascoe, "Parents' Concerns About Children's Development: Prescreening Technique or Screening Test?" *Pediatrics* 99 (1997): 522–28.

¹⁶ A. C. Gielen et al., "Injury Prevention Counseling in an Urban Pediatric Clinic," *Archives of Pediatric and Adolescent Medicine* 151 (1997): 146–51.

¹⁷ E. N. Goldstein, P. H. Dworkin, and B. Berstein. "Anticipatory Guidance in Pediatric Practice: Are We Doing More or Less?" *Ambulatory Child Health* 159 (1997): 3.

¹⁸ *Guidelines for Health Supervision III*, 1997.

¹⁹ Linda Kohn, Janet M. Corrigan, and Molla S. Donaldson (eds.). *To Err Is Human: Building a Safer Health System* (Washington, D.C.: National Academy Press, 2000).

²⁰ Institute of Medicine. *Crossing the Quality Chasm: A New Health System for the 21st Century* (Washington, D.C.: National Academy Press, 2001).

- ²¹ Shonkoff and Phillips, *From Neurons to Neighborhoods*, 2000.
- ²² Young, David, and Schoen, "Listening to Parents," 1998.
- ²³ Ibid.
- ²⁴ N. Halfon, L. Olson, M. Inkelas et al. Summary statistics from the "National Survey of Early Childhood Health, 2000." National Center for Health Statistics. *Vital Health Statistics* (forthcoming).
- ²⁵ Mark A. Schuster, Naihua Duan, Michael Regalado, and David J. Klein, "Anticipatory Guidance: What Information Do Parents Receive? What Information Do They Want?" *Archives of Pediatrics and Adolescent Medicine* 154 (December 2000): 1191.
- ²⁶ Morris Green, *Bright Futures*, 1994.
- ²⁷ Young, David, and Schoen, "Listening to Parents," 1998.
- ²⁸ T. L. Cheng, J. A. Savageau, C. Bieglow et al., "Assessing Mothers' Attitudes About the Physician's Role in Child Health Promotion," *American Journal of Public Health* 86 (1996): 1808–12.
- ²⁹ R. A. Dershewitz. "Home Safety: Is Anticipatory Guidance Effective?" *Preventing Childhood Injuries*. Report of the Twelfth Ross Roundtable on Critical Approaches to Common Pediatric Problems in Collaboration with the Ambulatory Pediatric Association, 1982.
- ³⁰ A. Kempe, C. Dempsey, and S. R. Poole, "Introduction of a Recorded Health Information Line into a Pediatric Practice," *Archives of Pediatric and Adolescent Medicine* 154 (1999): 604–10.
- ³¹ Young, David, and Schoen, "Listening to Parents," 1998.
- ³² B. Zuckerman and S. Parker, "Preventive Pediatrics: New Models of Providing Needed Health Services," *Pediatrics* 95 (1995): 758–62.
- ³³ R. S. Kahn, P. H. Wise, J. A. Finkelstein et al., "The Scope of Unmet Maternal Health Needs in Pediatric Settings," *Pediatrics* 103 (1999): 576–81.
- ³⁴ R. M. Siegel, T. D. Hill, V. A. Henderson et al., "Screening for Domestic Violence in the Community Pediatric Setting," *Pediatrics* 104 (1999): 874–77.
- ³⁵ Young, David, and Schoen, "Listening to Parents," 1998.
- ³⁶ Halfon, Inkelas, and Wood, "Nonfinancial Barriers to Care," 1995.
- ³⁷ Frances Page Glascoe, "Parents' Concerns About Children's Development," 1997.
- ³⁸ A. C. Gielen, et al., "Injury Prevention Counseling," 1997.
- ³⁹ Goldstein, Dworkin, and Berstein, "Anticipatory Guidance in Pediatric Practice," 1997.
- ⁴⁰ P. High, M. Hopmann, L. LaGasse, and H. Linn, "Evaluation of a Clinic-Based Program to Promote Book Sharing and Bedtime Routines Among Low-Income Urban Families with Young Children," *Archives of Pediatric and Adolescent Medicine* 152 (1998): 459–65.
- ⁴¹ R. Needlman, L. E. Fried, D. S. Morley et al., "Clinic-Based Intervention to Promote Literacy," *American Journal of Diseases of Children* 145 (1991): 881–84.
- ⁴² N. Golova, A. J. Alario, P. M. Vivier et al., "Literacy Promotion for Hispanic Families in a Primary Care Setting: A Randomized, Controlled Trial," *Pediatrics* 103 (1999): 993–97.
- ⁴³ S. Barkin, A. Fink, and L. Gelberg, "Predicting Clinician Injury Prevention Counseling for Young Children," *Archives of Pediatric and Adolescent Medicine* 153 (1999): 1226–31.
- ⁴⁴ M. Clamp and D. Kendrick, "A Randomized Controlled Trial of General Practitioner Safety Advice for Families with Children Under 5 Years," *British Medical Journal* 316 (1998): 1576–79.

- ⁴⁵ J. L. Bass, K. A. Mehta, and M. Ostrovsky, "Childhood Injury Prevention in a Suburban Massachusetts Population," *Public Health Reports* 106 (1991): 437–42.
- ⁴⁶ Ibid.
- ⁴⁷ P. A. Miller, H. J. Binns, and K. K. Christoffel, "Children's Bicycle Helmet Attitudes and Use," *Archives of Pediatric and Adolescent Medicine* 150 (1996): 1259–64.
- ⁴⁸ M. L. Mackinin, C. Gustafson, J. Gassman, and D. Barich, "Office Education by Pediatricians to Increase Seat Belt Use," *American Journal of Diseases of Children* 141 (1987):1305–07.
- ⁴⁹ M. M. Black and L. O. Teti, "Promoting Mealtime Communication Between Adolescent Mothers and Their Infants Through Videotape," *Pediatrics* 99 (1997): 432–37.
- ⁵⁰ H. M. Adam, E. K. Stern, and R. E. K. Stein, "Anticipatory Guidance: A Modest Intervention in the Nursery," *Pediatrics* 76 (1985): 781–86.
- ⁵¹ R. D. Sege, C. Perry, L. Stigol et al. "Short-Term Effectiveness of Anticipatory Guidance to Reduce Early Childhood Risks for Subsequent Violence," *Archives of Pediatric and Adolescent Medicine* 151 (1997): 392–97.
- ⁵² D. Wolke, P. Gray, and R. Meyer, "Excessive Infant Crying: A Controlled Study of Mothers Helping Mothers," *Pediatrics* 94 (1994): 322–32.
- ⁵³ J. K. Whitt and P. H. Casey, "The Mother-Infant Relationship and Infant Development: The Effect of Pediatric Intervention," *Child Development* 53 (1982): 948–56.
- ⁵⁴ M. N. Metz, "Teaching Parents a Strategy for Enhancing Infant Development," *Child Development* 51 (1980): 583–86.
- ⁵⁵ F. W. Seymour, P. Brock, M. Doring, and G. Poole. "Reducing Sleep Disruptions in Young Children: Evaluation of Therapist Guided and Written Information Approaches: A Brief Report," *Journal of Child Psychology and Psychiatry* 30 (1989): 913–18.
- ⁵⁶ R. Adair, B. Zuckerman, H. Bauchner et al., "Reducing Night Waking in Infancy: A Primary Care Intervention," *Pediatrics* 89 (1992) 585–88.
- ⁵⁷ A. Wolfson, P. Lacks, and A. Futterman, "Effects of Parent Training on Infant Sleeping Patterns, Parents' Stress, and Perceived Parental Competence," *Journal of Consulting and Clinical Psychology* 60 (1992) 41–48.
- ⁵⁸ T. B. Brazelton, E. R. Christophersen, A. C. Frauman et al. "Instruction, Timeliness, and Medical Influences Affecting Toilet Training," *Pediatrics* 103 (1999):1353–58.
- ⁵⁹ E. G. Triggs and E. Perrin, "Listening Carefully: Improving Communication About Behavior and Development. Recognizing Parental Concerns," *Clinical Pediatrics* 28 (1989): 185–92.
- ⁶⁰ F. P. Glascoe, W. A. Altemeier, and W. E. MacLean, "The Importance of Parents' Concerns About Their Child's Development," *American Journal of Diseases of Children* 143 (1989): 955–58.
- ⁶¹ M. A. Wall, H. H. Severson, J. A. Andrews et al., "Pediatric Office-Based Smoking Intervention: Impact on Maternal Smoking and Relapse," *Pediatrics* 96 (1995): 622–28.
- ⁶² P. K. Kokotailo, R. Langhough, E. J. Neary et al., "Improving Pediatric Residents' Alcohol and Other Drug Use Clinical Skills: Use of an Experiential Curriculum," *Pediatrics* 96 (1995): 99–104.
- ⁶³ M. J. Werner, A. Joffe, and A. V. Graham, "Screening, Early Identification, and Office-Based Intervention with Children and Youth Living in Substance-Abusing Families," *Pediatrics* 103 (1999): 1099–1112.
- ⁶⁴ Curtis and Pelletier, *Building State Medicaid Capacity: An Overview*, 2000.

- ⁶⁵ Deborah Curtis, *Building State Medicaid Capacity: Early Findings*, 2002.
- ⁶⁶ Bethell, Peck, and Schor, "Assessing Health System Provision," 2001.
- ⁶⁷ Frances Page Glascoe, "Parents' Concerns About Children's Development," 1997.
- ⁶⁸ K. J. Kemper, L. M. Osborn, D. F. Hansen, and J. M. Pascoe, "Family Psychosocial Screening: Should We Focus on High-Risk Settings?" *Journal of Developmental and Behavioral Pediatrics* 15 (1994): 336–41.
- ⁶⁹ Kahn, Wise, Finkelstein et al., "The Scope of Unmet Maternal Health Needs," 1999.
- ⁷⁰ Kemper, Osborn, Hansen, and Pascoe, "Family Psychosocial Screening," 1994.
- ⁷¹ L. S. Wissow, M. E. H. Wilson, D. Roter et al., "Family Violence and the Evaluation of Behavioral Concerns in a Pediatric Primary Care Clinic," *Medical Care* 30 (1992): MS150–MS165.
- ⁷² Young, David, and Schoen, "Listening to Parents," 1998.
- ⁷³ L. Sharp, R. H. Pantell, L. O. Murphy, and C. C. Lewis, "Psychosocial Problems During Child Health Supervision Visits: Eliciting, Then What?" *Pediatrics* 89 (1992): 619–23.
- ⁷⁴ *Behavioral Risk Factor Surveillance System Survey Data*. Atlanta, Ga.: U.S. Department of Health and Human Services, Centers for Disease Control and Prevention, 1999.
- ⁷⁵ Frances Page Glascoe, *Parents' Evaluation of Developmental Status*, 1998.
- ⁷⁶ Christina Bethell, Debra Read, Ruth Stein et al., "Identifying Children with Special Health Care Needs: Development and Evaluation of a Short Screening Instrument," *Ambulatory Pediatrics* 2 (January/February 2002): 38–48.
- ⁷⁷ *Behavioral Risk Factor Surveillance System Survey Data*, 1999.
- ⁷⁸ Ibid.
- ⁷⁹ Kathi Kemper, "Screening for Maternal Depression in Pediatric Clinics," *American Journal of Diseases in Children* 146 (July 1992): 876–78.
- ⁸⁰ National Health Interview Survey, National Center for Health Statistics. Hyattsville, MD: Public Health Service, 2000.
- ⁸¹ Ibid.
- ⁸² *Consumer Assessment of Health Plans Survey (CAHPS)*. AHRQ Publication No. 00-PO47 (Rockville, Md.: Agency for Healthcare Research and Policy, April 2000). Available at <http://www.ahrq.gov/qual/cahps.htm>.
- ⁸³ Halfon, Olson, Inkelas et al., Summary Statistics from the "National Survey of Early Childhood Health, 2000," (forthcoming).
- ⁸⁴ Bethell, Peck, and Schor, "Assessing Health System Provision," 2001.
- ⁸⁵ Kohn, Corrigan, and Donaldson, *To Err is Human*, 2000.
- ⁸⁶ Institute of Medicine, *Crossing the Quality Chasm*, 2001.
- ⁸⁷ *Behavioral Risk Factor Surveillance System Survey Data*, 1999.
- ⁸⁸ Kathi Kemper, "Screening for Maternal Depression," 1992.
- ⁸⁹ Bethell, Read, Stein et al., "Identifying Children with Special Health Care Needs," 2002.

RELATED PUBLICATIONS

In the list below, items that begin with a publication number are available from The Commonwealth Fund by calling our toll-free publications line at **1-888-777-2744** and ordering by number. These items can also be found on the Fund's website at **www.cmwf.org**. Other items are available from the authors and/or publishers.

#531 *Primary Care Services: Promoting Optimal Child Development from Birth to Three Years* (September 2002). Michael Regalado and Neal Halfon, UCLA Schools of Medicine and Public Health. This report defines and examines the evidence for the effectiveness of health services specifically targeted at promoting optimal development in children from birth to 3 years of age. The services reviewed are provided in general pediatric settings as part of routine well-child care and health supervision.

The North Carolina ABCD Project: A New Approach for Providing Developmental Services in Primary Care Practice (July 2002). Helen Pelletier and Melinda Abrams. Copies are available from the National Academy for State Health Policy, 50 Monument Square, Suite 502, Portland, ME 04101, Tel: 207-874-6524, Fax: 207-874-6527, www.nashp.org.

#481 *Using the Title V Maternal and Child Health Services Block Grant to Support Child Development Services* (January 2002). Sara Rosenbaum, Michelle Proser, Andy Schneider, and Colleen Sonosky, George Washington University. This report, the fourth in a series of analyses exploring federal and state health policy in the area of early childhood development, notes that states have the policy flexibility to use Title V funds to improve the provision of preventive health services to low-income children under age 3 who are eligible for Medicaid or CHIP (as well as those who are not). The report presents four approaches state Title V agencies can take to coordinate with their state Medicaid and CHIP programs.

#480 *Child Development Programs in Community Health Centers* (January 2002). Sara Rosenbaum, Michelle Proser, Peter Shin, Sara E. Wilensky, and Colleen Sonosky, George Washington University. This report, the third in a series of analyses exploring federal and state health policy in the area of early childhood development, argues that states can potentially increase reimbursements to CHCs under a change enacted in the Benefits Improvement and Protection Act (BIPA) of 2000. CHCs served 4.5 million low-income children in 1998, including 1.3 million under age 6.

#529 *Primary Care Services Promoting Optimal Child Development from Birth to Age 3 Years* (December 2001). Michael Regalado and Neal Halfon, UCLA. *Archives of Pediatrics and Adolescent Medicine*, vol. 155, no. 12. In this article, the authors review pediatric studies published in the past two decades, affirming the efficacy of primary care services designed to promote optimal early child development.

Estimating the Cost of Developmental and Behavioral Screening of Preschool Children in General Pediatric Practice (October 2001). Deborah Dobrez et al. *Pediatrics*, vol. 108, no. 4. Copies are available from American Academy of Pediatrics, 141 Northwest Point Blvd., Elk Grove Village, IL 60007-1098, Tel: 888-227-1773, Fax: 847-434-8000, E-mail: journals@aap.org.

#451 *Room to Grow: The Role of Medicaid and CHIP in Aiding Child Development Through Preventive Health Services* (July 2001). Sara Rosenbaum, Michelle Proser, Andy Schneider, and Colleen Sonosky, George Washington University. This report, the second in a series of analyses exploring

federal and state health policy in the area of early childhood development, examines how public insurance programs covering low-income children—namely, Medicaid and the State Children’s Health Insurance Program (CHIP)—can be used to support and foster optimal child development interventions.

#450 *Health Policy and Early Child Development: An Overview* (July 2001). Sara Rosenbaum, Michelle Proser, and Colleen Sonosky, George Washington University. This report is the first in a series of analyses exploring federal and state health policy in the area of early childhood development. It provides an overview of the evolution of federal health policy related to the financing and provision of preventive health services for young children.

#452 *No Place Like Home: State Home Visiting Policies and Programs* (May 2001). Kay A. Johnson, Johnson Group Consulting, Inc. This report summarizes the results of a survey of states regarding home visiting activities, assessing the direction of state policies and programs through a nationwide examination of state-based home visiting programs targeting low-income families with young children.

#489 *Early Effects of the Healthy Steps for Young Children Program* (April 2001). Cynthia S. Minkovitz et al. *Archives of Pediatrics & Adolescent Medicine*, vol. 155, no. 4. In this initial examination of the effects of the Healthy Steps program, the authors note that intervention families received more developmental services during the first two to four months of their child’s life and were happier with care received than were control families.

Growth, Development, and Behavior in Early Childhood Following Prenatal Cocaine Exposure: A Systematic Review (March 28, 2001). Deborah A. Frank et al. *Journal of the American Medical Association*, vol. 285, no. 12. Copies are available from Deborah A. Frank, Boston Medical Center, Growth and Development Programs, 820 Harrison Avenue, FGH Bldg, 3rd Fl., Boston, MA 02118-2393, E-mail: dafrank@bu.edu.

#448 *Child Development and Medicaid: Attitudes of Mothers with Young Children Enrolled in Medicaid* (March 2001). Susan Kannel and Michael J. Perry, Lake Snell Perry & Associates. This report on mothers with young children enrolled in Medicaid finds that while generally pleased with the overall care their sons and daughters receive, many mothers feel that the program—as well as pediatricians—could do a better job of providing guidance on early development.

Healthy Steps: Delivering Developmental Services for Young Children Through Pediatric Primary Care (2001). Margot Kaplan-Sanoff. *Infants and Young Children: An Interdisciplinary Journal of Special Care Practices*, vol. 13., no. 3. Copies are available from Aspen Publishers, 200 Orchard Ridge Drive, Gaithersburg, MD 20878, Phone: (301) 417-7591, E-mail: LMcKenna@aspenspubl.com.

Primary Care Pediatricians’ Roles and Perceived Responsibilities in the Identification and Management of Depression in Children and Adolescents (2001). Ardis L. Olson et al. *Ambulatory Pediatrics*, vol. 1, no. 2. Copies are available from Ardis L. Olson, MD, Department of Pediatrics, Dartmouth Hitchcock Medical Center, 1 Medical Center Drive, Lebanon, NH 03756-0001, E-mail: Ardis.Olson@Hitchcock.org.

New Roles for Developmental Specialists in Pediatric Primary Care (October/November 2000). Margot Kaplan-Sanoff, Claire Lerner, and Andrea Bernard. *Zero To Three*, vol. 21, no. 2. Copies are available from Zero To Three: National Center for Infants, Toddlers and Families, 2000 M Street, NW, Suite 200, Washington, DC 20036, Tel: 800-899-4301. Available online at <http://www.zerotothree.org/vol21-2sb.pdf>.

#404 *Appraisals of Parenting, Parent–Child Interactions, Parenting Styles, and Children: An Annotated Bibliography* (September 2000). The Commonwealth Fund Pediatric Parenting Project. Few measures of parenting skills offer an appraisal that is brief, comprehensive, parent-sensitive, psychometrically sound, nonintrusive, and appropriate to child development. This annotated bibliography provides clinicians, clinical researchers, and researchers interested in applied issues with information about those parenting skills measures that are available.

Child Development Services in Medicaid Managed Care Organizations: What Does It Take? (July 2000). Carolyn Berry, Pamela Butler, Linda Perloff, and Peter Budetti. *Pediatrics*, vol. 106, no. 7. Copies are available from American Academy of Pediatrics, 141 Northwest Point Blvd., Elk Grove Village, IL 60007-1098, Phone: 888-227-1773, Fax: 847-434-8000, E-mail: journals@aap.org.

Assessing the Impact of Pediatric-Based Developmental Services on Infants, Families, and Clinicians: Challenges to Evaluating the Healthy Steps Program (March 2000). Bernard Guyer et al. and the Healthy Steps Evaluation Team. *Pediatrics*, vol. 105, no. 3. Available online at www.pediatrics.org/cgi/content/full/105/3/e33.

#367 *Assuring the Healthy Development of Young Children: Opportunities for States* (February 2000). Peter Budetti, Carolyn Berry, Pamela Butler, Karen Scott Collins, and Melinda Abrams. This issue brief examines opportunities for states to enhance the provision of health-related developmental services to children in low-income families, particularly by emphasizing the importance of preventive developmental services in primary, pediatric practices.

Innovative Programs for Young Children, Age 0–3 (November 1999). Betsy Carrier and Sheila J. Madhani, National Public Health and Hospital Institute. In this survey report of 57 public hospitals and health systems that provide a high volume of pediatric services, the authors highlight model pediatric programs that adopt a comprehensive approach toward child development, including case management and home visits. Copies are available from the National Public Health and Hospital Institute, 1301 Pennsylvania Avenue, NW, Suite 950, Washington, DC 20004, Tel: 202-585-0135, Fax: 202-585-0101.

